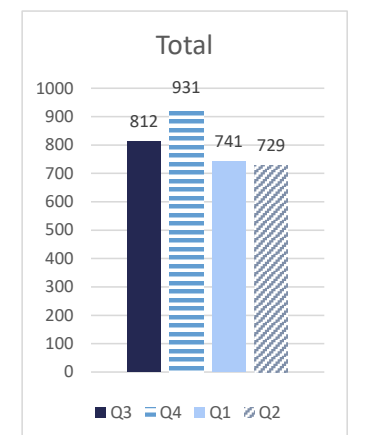
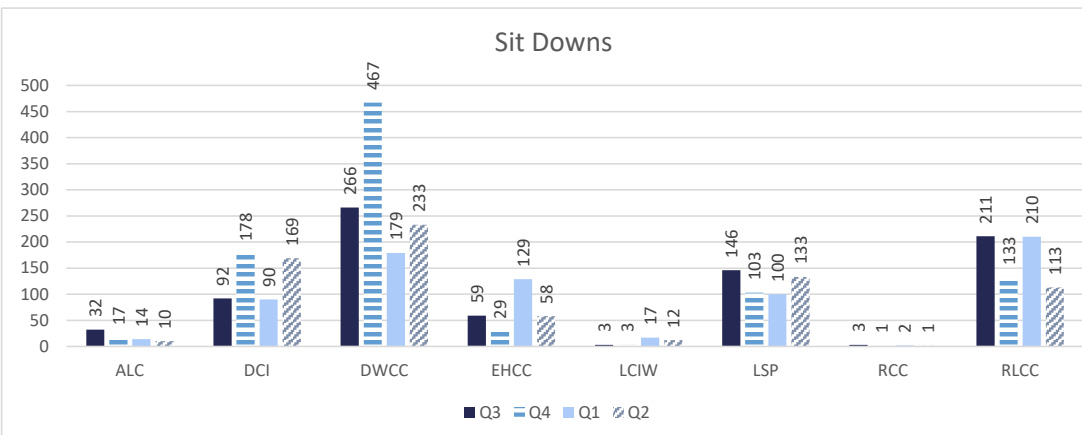
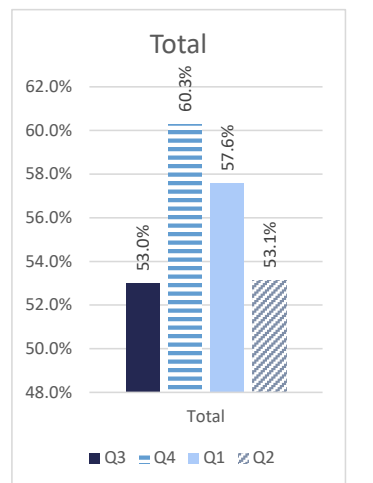
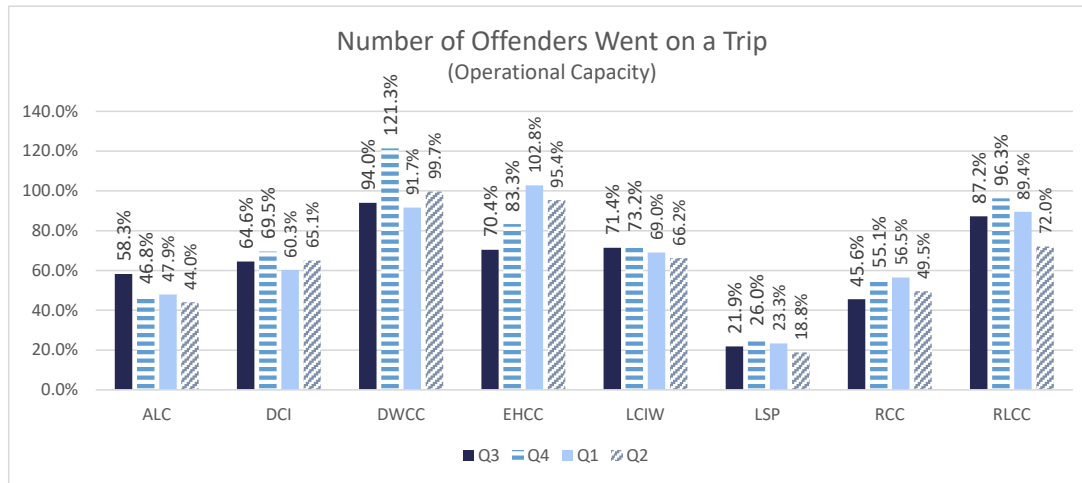
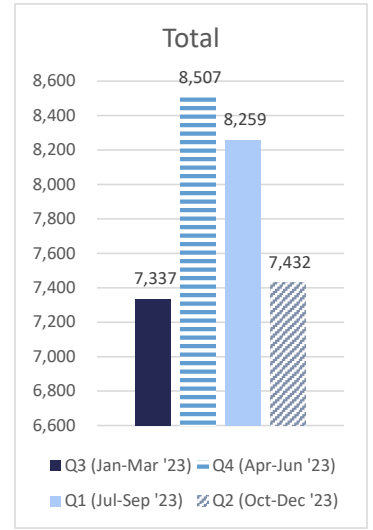
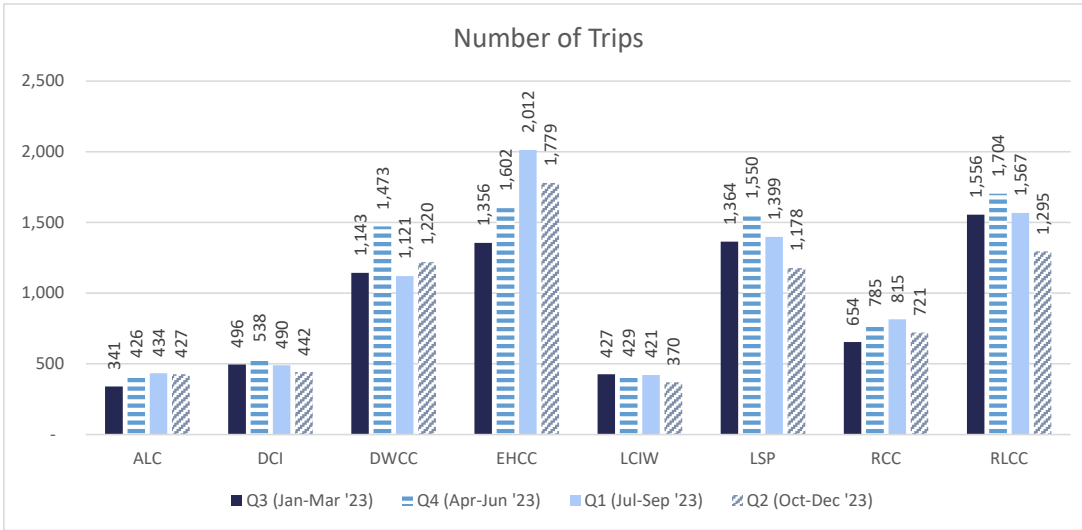


Sex Offender Panel and Video Court Quarterly Summary

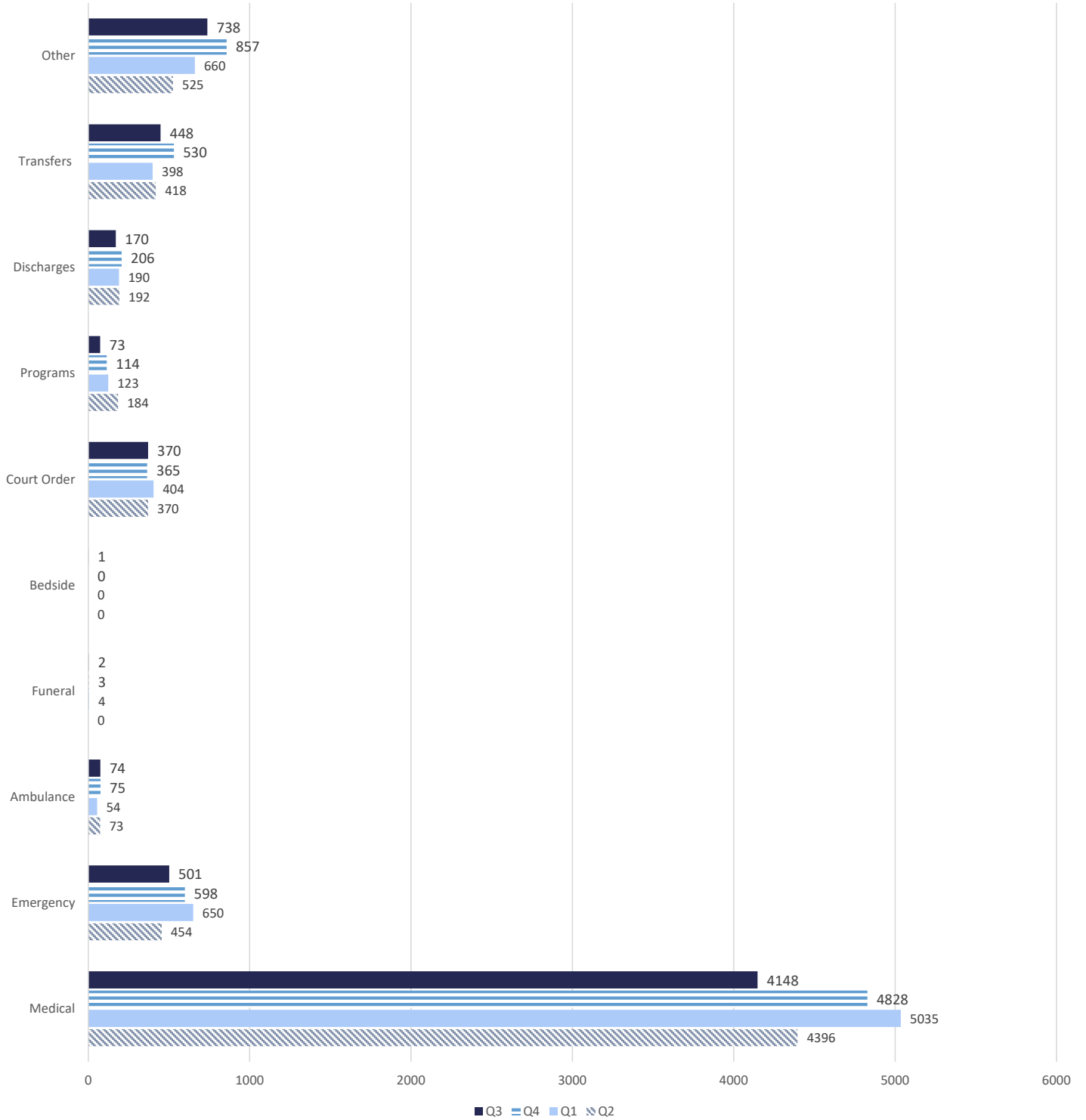
FY 23/24 - Quarter 2

Offender Transport

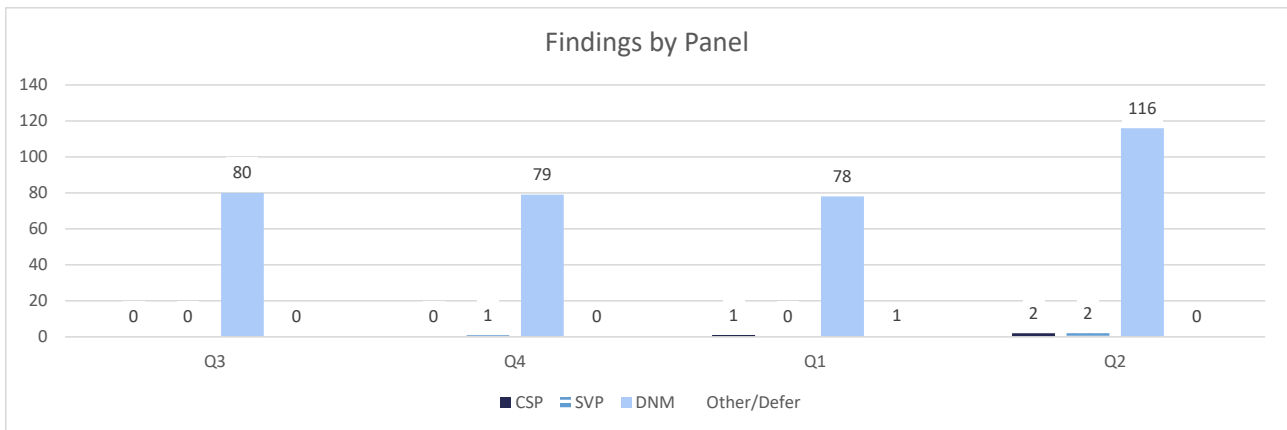
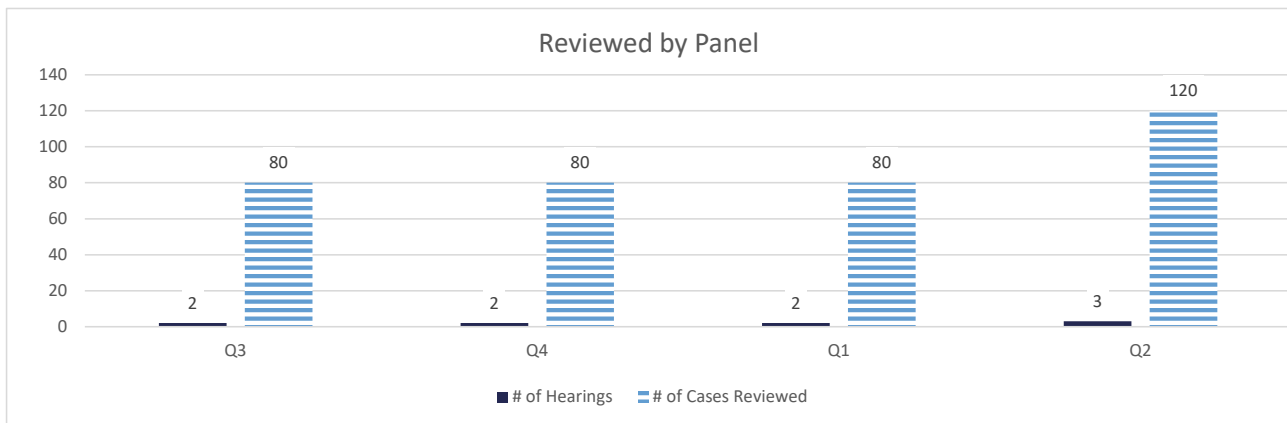
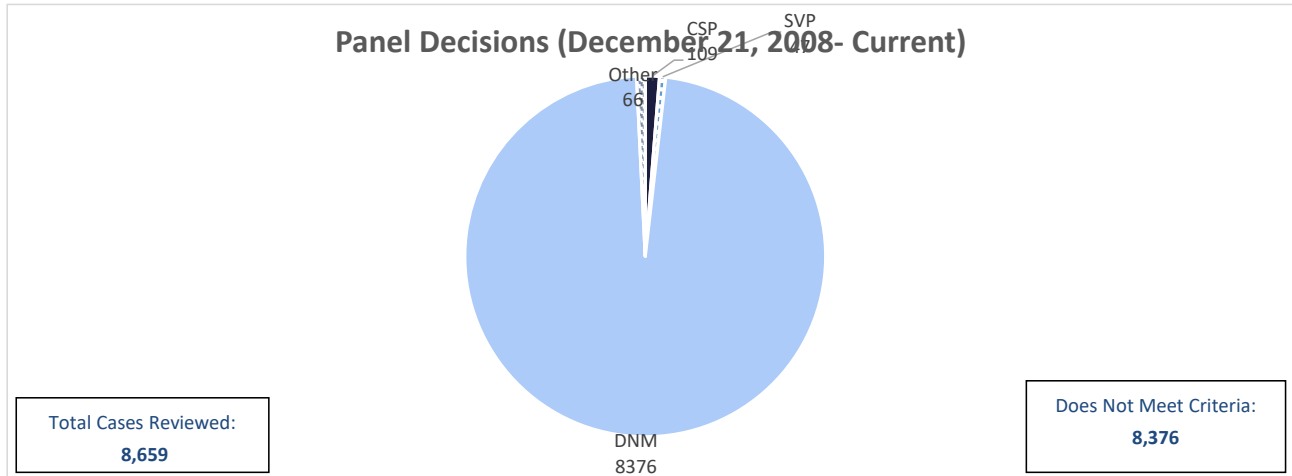
The following comparison represents transport activity comparing across quarters and units. ALC and WNC are no longer included as of August 2016. September 2017 forward will again include ALC.



Types of Transport



Sex Offender Assessment Panel



The number confirmed by court is 42 with 1 Child Sex predator being declined in Terrebonne Parish and 1 Child Sex predator being declined in EBR Parish .

CSP- Child Sex Predator

SVP- Sexual Violent Predator

DNM- Does Not Meet Criteria

Pending Court Action

The pending represents the number of cases pending court action by parish of conviction. The various courts have been sent a copy of the panel's findings and are in various stages of the confirmation process.

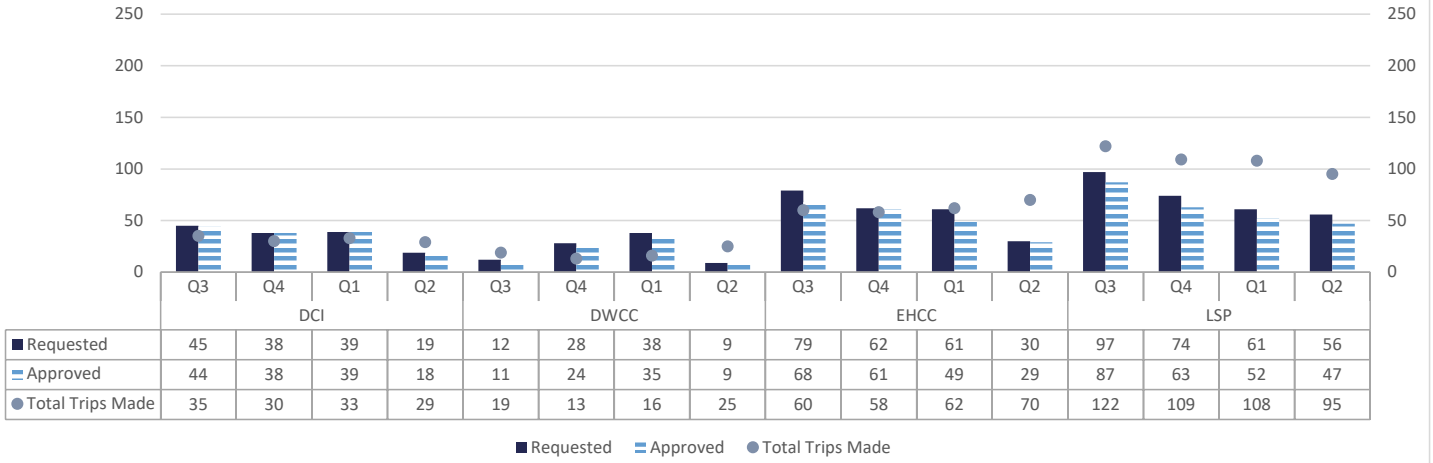
PARISH	No. Referred	Incarcerated	GTPS	Full Term
Acadia	1	1	0	0
Ascension	4	1	0	3
Avoyelles	4	0	0	4
Beauregard	1	1	0	0
Bienville	1	1	0	0
Bossier	2	0	0	2
Caddo	11	0	1	10
Calcasieu	8	1	2	5
Catahoula	1	0	0	1
Concordia	1	0	0	1
East Baton Rouge	7	4	0	3
Evangeline	1	0	0	1
Franklin	1	1	0	0
Iberia	3	0	0	3
Jeff-Davis	1	0	0	1
Jefferson	4	2	0	2
Lafayette	4	1	0	3
Lafourche	4	0	0	4
Lasalle	1	0	0	1
Livingston	1	0	0	1
Morehouse	1	0	0	1
Orleans	12	1	0	11
Ouachita	2	0	0	2
Rapides	4	2	0	2
Richland	1	0	0	1
Sabine	1	1	0	0
St. Bernard	1	0	0	1
St. Charles	1	0	0	1
St. Landry	1	0	0	1
St. Martin	2	0	0	2
St. Mary	4	1	0	3
St. Tammany	3	0	0	3
Terrebonne	2	0	0	2
Vermilion	1	0	0	1
Vernon	2	0	0	2
Washington	2	0	0	2
Webster	1	0	0	1
West Baton Rouge	1	1	0	0
West Carroll	0	0	0	0
Winn	1	0	0	1
GRAND TOTALS	104	19	3	82

*as of December 2008

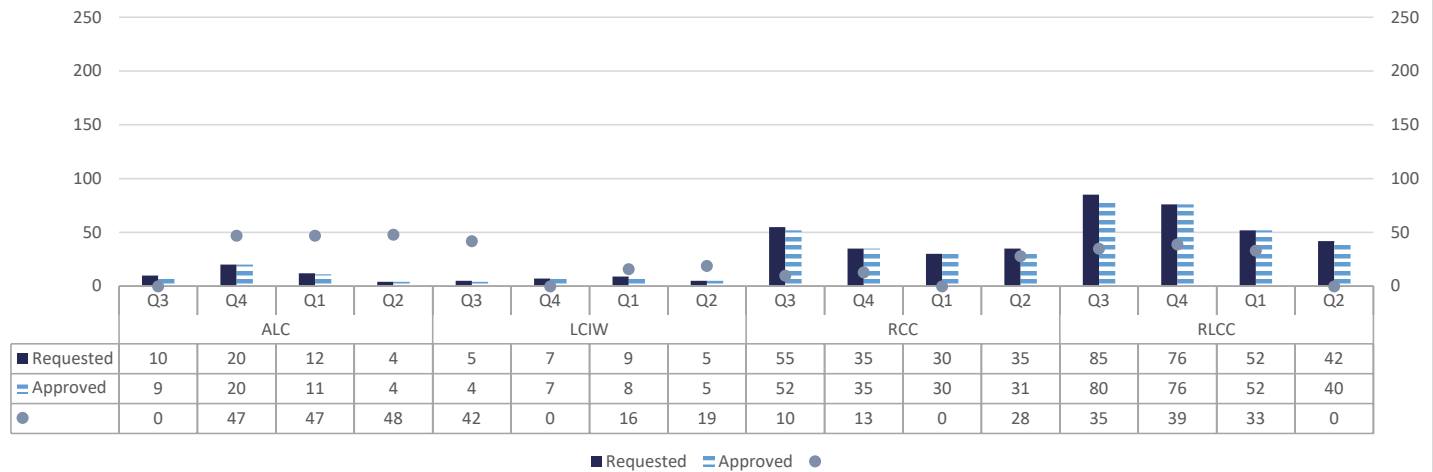
Video Court

The Video Court Project began as an experiment between the Louisiana State Penitentiary and the Orleans Criminal District Court. All state facilities now have video capability.

Requests for Video vs. Total Trips Made



Requests for Video vs. Total Trips Made Cont.



Requests/Approved for Video Court

The following is a representation of the percentage of notices received from parishes with VC capability, and those approved for video. It should be noted that in East Baton Rouge parish, mainly commissioners are utilizing VC as they handle most post-conviction relief matters.

PARISH	Q3		Q4		Q1		Q2		Total	
	Requested	Approved	Requested	Approved	Requested	Approved	Requested	Approved	Requested	Approved
Acadia	1	1	0	0	0	0	0	0	1	1
Allen	0	0	2	2	0	0	1	1	3	3
Ascension	9	9	4	4	0	0	0	0	13	13
Assumption	1	1	6	5	2	2	2	2	11	10
Avoyelles	13	12	20	20	14	14	7	7	54	53
Beauregard	5	5	1	1	2	2	2	2	10	10
Bienville	0	0	0	0	0	0	0	0	0	0
Bossier	0	0	2	1	4	4	2	2	8	7
Caddo	5	5	6	6	5	4	1	1	17	16
Calcasieu	10	9	3	2	2	1	1	1	16	13
Caldwell	1	1	1	1	0	0	1	1	3	3
Cameron	0	0	0	0	0	0	0	0	0	0
Catahoula	0	0	0	0	0	0	0	0	0	0
Claiborne	0	0	0	0	0	0	0	0	0	0
Concordia	0	0	0	0	0	0	0	0	0	0
Desoto	0	0	1	0	0	0	1	1	2	1
East Baton Rouge	34	24	28	26	65	50	20	11	147	111
East Carroll	1	1	0	0	5	5	2	2	8	8
East Feliciana	0	0	0	0	0	0	0	0	0	0
Evangeline	0	0	0	0	0	0	0	0	0	0
Franklin	0	0	2	2	2	2	1	1	5	5
Grant	1	1	0	0	0	0	3	3	4	4
Iberia	6	6	4	4	1	1	2	2	13	13
Iberville	0	0	6	6	5	5	2	2	13	13
Jackson	0	0	0	0	0	0	0	0	0	0
Jefferson	37	35	40	37	37	36	20	19	134	127
Jefferson Davis	0	0	1	1	0	0	0	0	1	1
Lafayette	2	2	4	3	1	1	3	3	10	9
Lafourche	1	1	2	2	3	3	0	0	6	6
Lasalle	0	0	0	0	0	0	0	0	0	0
Lincoln	5	5	7	7	11	11	8	8	31	31
Livingston	35	34	6	6	7	7	5	5	53	52
Madison	2	2	7	7	5	5	1	1	15	15
Morehouse	0	0	2	2	1	1	0	0	3	3
Natchitoches	0	0	0	0	2	2	1	1	3	3
Orleans	99	89	81	76	53	46	36	31	269	242
Ouachita	2	2	2	2	1	1	0	0	5	5
Plaquemines	0	0	0	0	0	0	0	0	0	0
Pt. Coupee	1	1	0	0	0	0	0	0	1	1
Rapides	0	0	0	0	2	2	1	1	3	3
Red River	0	0	0	0	1	1	1	1	2	2
Richland	0	0	0	0	0	0	2	2	2	2
Sabine	0	0	0	0	0	0	1	1	1	1
St. Bernard	1	1	0	0	2	2	0	0	3	3
St. Charles	0	0	0	0	0	0	3	3	3	3
St. Helena	3	2	3	3	1	1	0	0	7	6
St. James	1	1	1	1	1	1	1	1	4	4

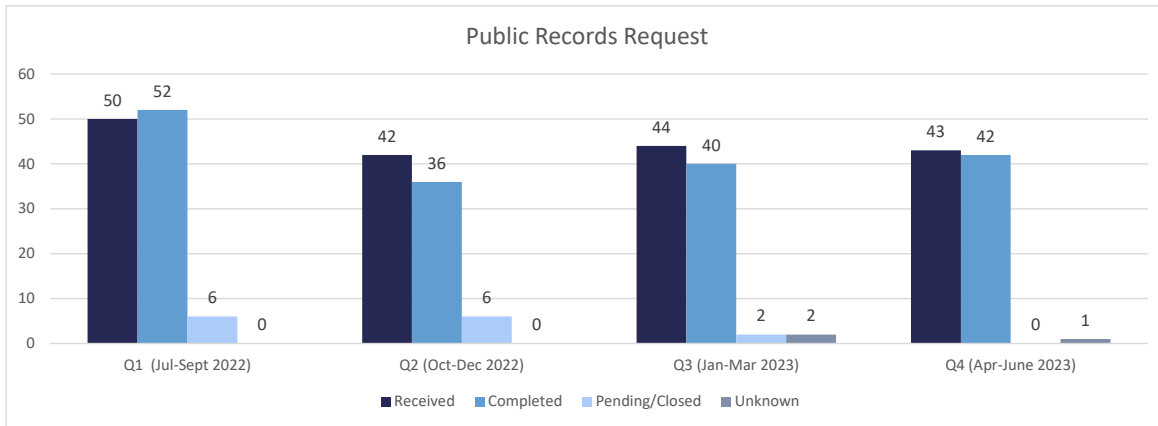
St. John	2	2	2	2	2	2	1	1	7	7
St. Landry	4	4	3	3	1	1	1	1	9	9
St. Martin	3	3	1	1	1	1	2	2	7	7
St. Mary	5	5	1	1	0	0	1	1	7	7
St. Tammany	25	25	27	26	13	13	10	10	75	74
Tangipahoa	8	7	8	8	7	7	3	3	26	25
Tensas	2	2	3	3	4	4	1	1	10	10
Terrebonne	3	3	6	6	1	1	0	0	10	10
Union	2	2	1	1	0	0	0		3	3
Vermillion	5	5	3	3	0	0	1	1	9	9
Vernon	0	0	0	0	0	0	0	0	0	0
Washington	24	24	18	18	31	31	39	37	112	110
Webster	2	2	3	2	0	0	1	1	6	5
West Baton Rouge	1	1	6	6	0	0	0	0	7	7
West Carroll	0	0	1	1	0	0	2	2	3	3
W. Feliciana	0	0	1	1	1	1	0	0	2	2
Winn	0	0	0	0	1	1	0	0	1	1
Vets Affairs	0	0	0	0	0	0	0	0	0	0
Federal	17	11	12	9	4	3	4	4	37	27
OOS	9	9	2	2	2	2	3	3	16	16
GRAND TOTALS	388	355	340	320	303	277	200	183	1231	1135

Requests/Denied or Cancelled for Video Court

PARISH	Q3		Q4		Q1		Q2		Total	
	Requested	Denied/Cancelled	Requested	Denied/Cancelled	Requested	Denied/Cancelled	Requested	Denied/Cancelled	Requested	Denied/Cancelled
Acadia	1	0	0	0	0	0	0	0	1	0
Allen	0	0	2	0	0	0	1	0	3	0
Ascension	9	0	4	0	0	0	0	0	13	0
Assumption	1	0	6	1	2	0	2	0	11	1
Avoyelles	13	1	20	0	14	0	7	0	54	1
Beauregard	5	0	1	0	2	0	2	0	10	0
Bienville	0	0	0	0	0	0	0	0	0	0
Bossier	0	0	2	1	4	0	2	0	8	1
Caddo	5	0	6	0	5	1	1	0	17	1
Calcasieu	10	1	3	1	2	1	1	0	16	3
Caldwell	1	0	1	0	0	0	1	0	3	0
Cameron	0	0	0	0	0	0	0	0	0	0
Cathoula	0	0	0	0	0	0	0	0	0	0
Claiborne	0	0	0	0	0	0	0	0	0	0
Concordia	0	0	0	0	0	0	0	0	0	0
Desoto	0	0	1	1	0	0	1	0	2	1
East Baton Rouge	34	10	28	2	65	15	20	9	147	36
East Carroll	1	0	0	0	5	0	2	0	8	0
East Feliciana	0	0	0	0	0	0	0	0	0	0
Evangeline	0	0	0	0	0	0	0	0	0	0
Franklin	0	0	2	0	2	0	1	0	5	0
Grant	1	0	0	0	0	0	3	0	4	0
Iberia	6	0	4	0	1	0	2	0	13	0
Iberville	0	0	6	0	5	0	2	0	13	0
Jackson	0	0	0	0	0	0	0	0	0	0
Jefferson	37	2	40	3	37	1	20	1	134	7
Jefferson Davis	0	0	1	0	0	0	0	0	1	0
Lafayette	2	0	4	1	1	0	3	0	10	1
Lafourche	1	0	2	0	3	0	0	0	6	0
Lasalle	0	0	0	0	0	0	0	0	0	0
Lincoln	5	0	7	0	11	0	8	0	31	0
Livingston	35	1	6	0	7	0	5	0	53	1
Madison	2	0	7	0	5	0	1	0	15	0
Morehouse	0	0	2	0	1	0	0	0	3	0
Natchitoches	0	0	0	0	2	0	1	0	3	0
Orleans	99	10	81	5	53	7	36	5	269	27
Ouachita	2	0	2	0	1	0	0	0	5	0
Plaquemines	0	0	0	0	0	0	0	0	0	0
Pt. Coupee	1	0	0	0	0	0	0	0	1	0
Rapides	0	0	0	0	2	0	1	0	3	0
Red River	0	0	0	0	1	0	1	0	2	0
Richland	0	0	0	0	0	0	2	0	2	0
Sabine	0	0	0	0	0	0	1	0	1	0
St. Bernard	1	0	0	0	2	0	0	0	3	0
St. Charles	0	0	0	0	0	0	3	0	3	0
St. Helena	3	1	3	0	1	0	0	0	7	1
St. James	1	0	1	0	1	0	1	0	4	0
St. John	2	0	2	0	2	0	1	0	7	0
St. Landry	4	0	3	0	1	0	1	0	9	0
St. Martin	3	0	1	0	1	0	2	0	7	0
St. Mary	5	0	1	0	0	0	1	0	7	0

St. Tammany	25	0	27	1	13	0	10	0	75	1
Tangipahoa	8	1	8	0	7	0	3	0	26	1
Tensas	2	0	3	0	4	0	1	0	10	0
Terrebonne	3	0	6	0	1	0	0	0	10	0
Union	2	0	1	0	0	0	0	0	3	0
Vermillion	5	0	3	0	0	0	1	0	9	0
Vernon	0	0	0	0	0	0	0	0	0	0
Washington	24	0	18	0	31	0	39	2	112	2
Webster	2	0	3	1	0	0	1	0	6	1
West Baton Rouge	1	0	6	0	0	0	0	0	7	0
West Carroll	0	0	1	0	0	0	2	0	3	0
W. Feliciana	0	0	1	0	1	0	0	0	2	0
Winn	0	0	0	0	1	0	0	0	1	0
Vets Affairs	0	0	0	0	0	0	0	0	0	0
Federal	17	6	12	3	4	1	4	0	37	10
OOS	9	0	2	0	2	0	3	0	16	0
GRAND TOTALS	388	33	340	20	303	26	200	17	1231	96

Legal Services 2023



Suits

