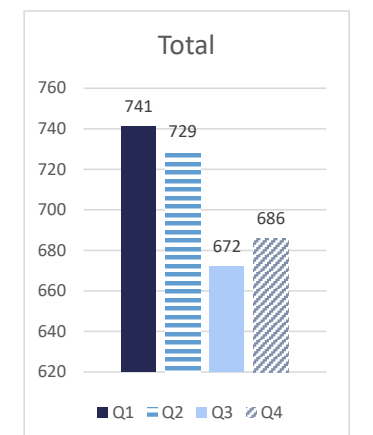
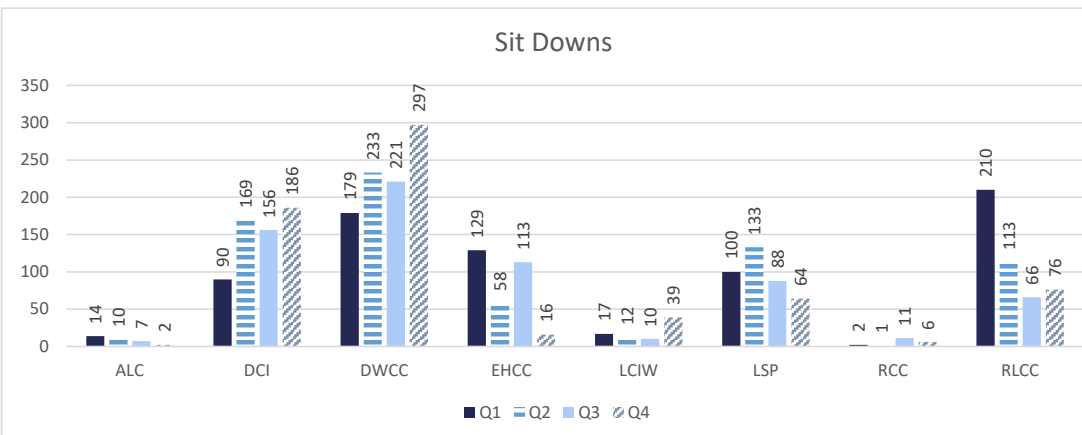
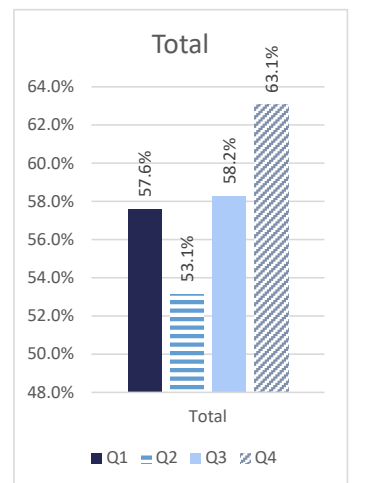
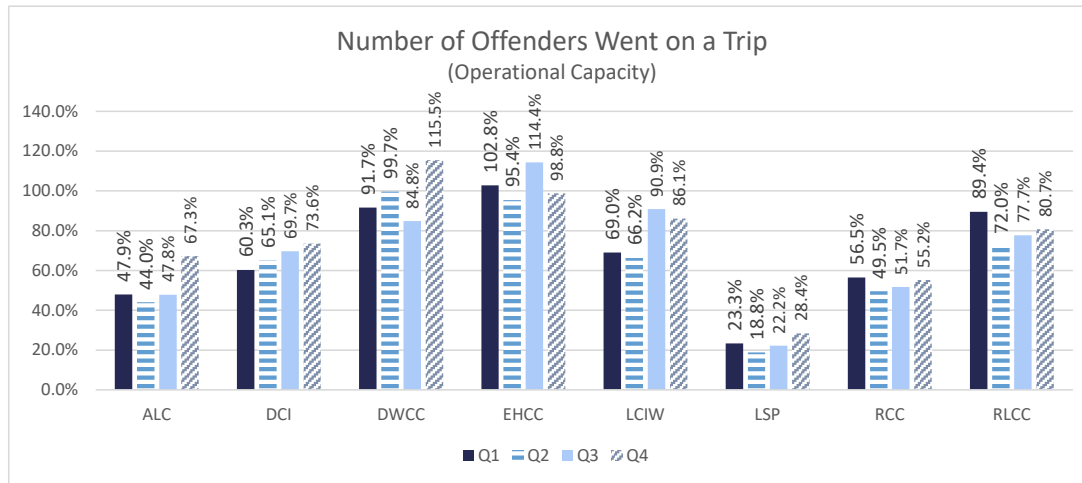
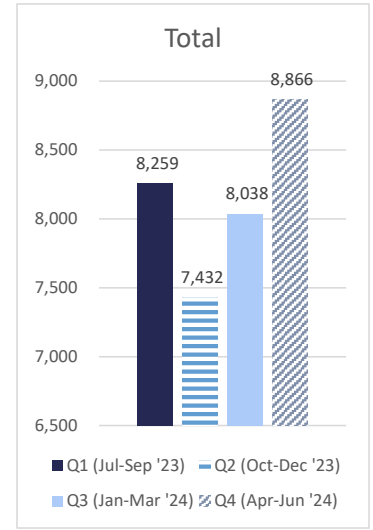
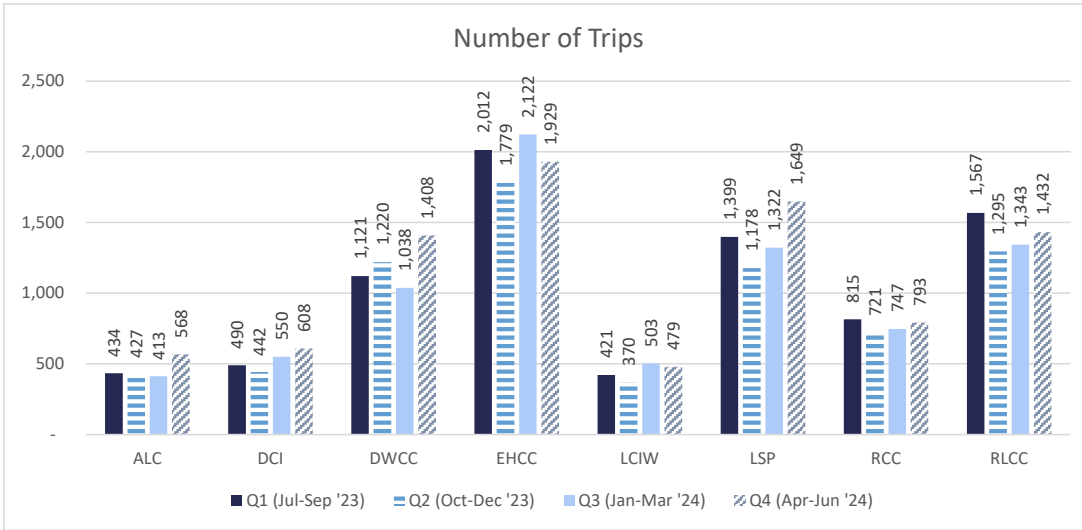


Sex Offender Panel and Video Court Quarterly Summary

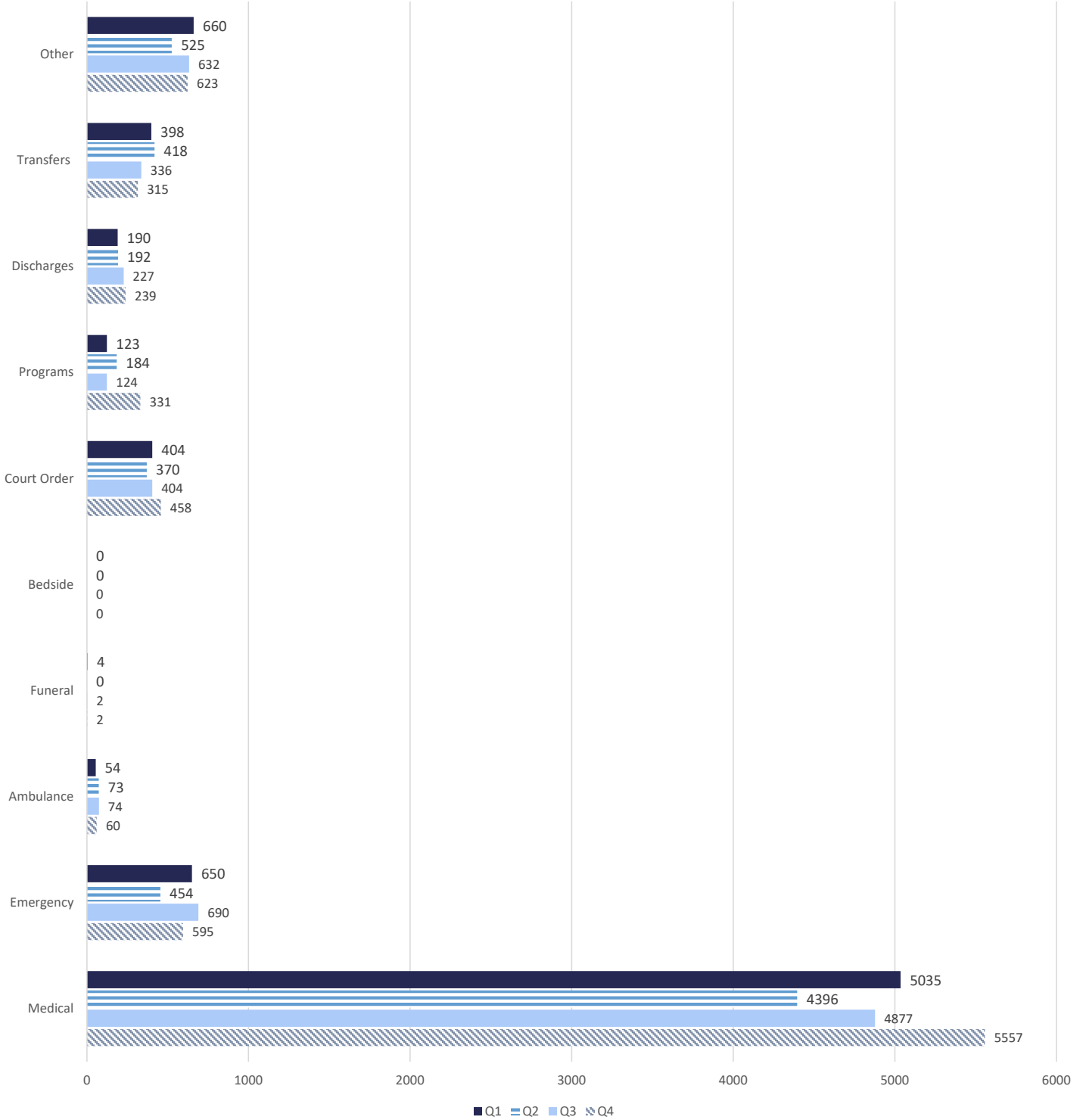
FY 23/24 - Quarter 4

Offender Transport

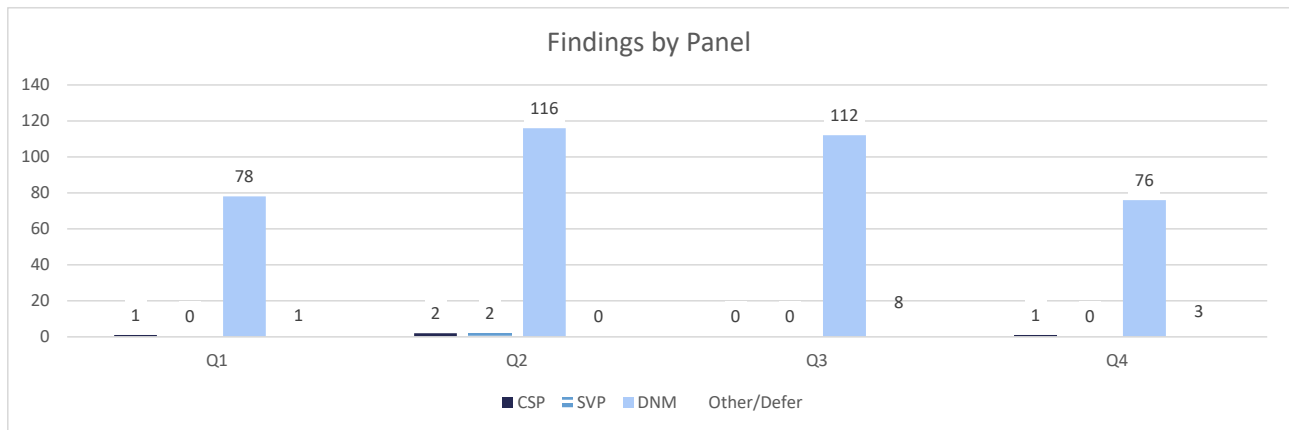
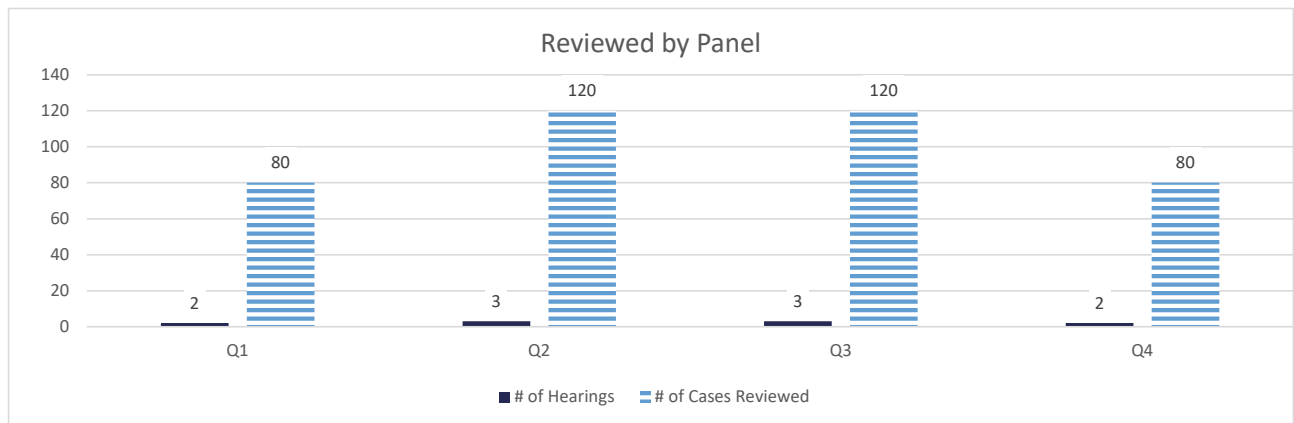
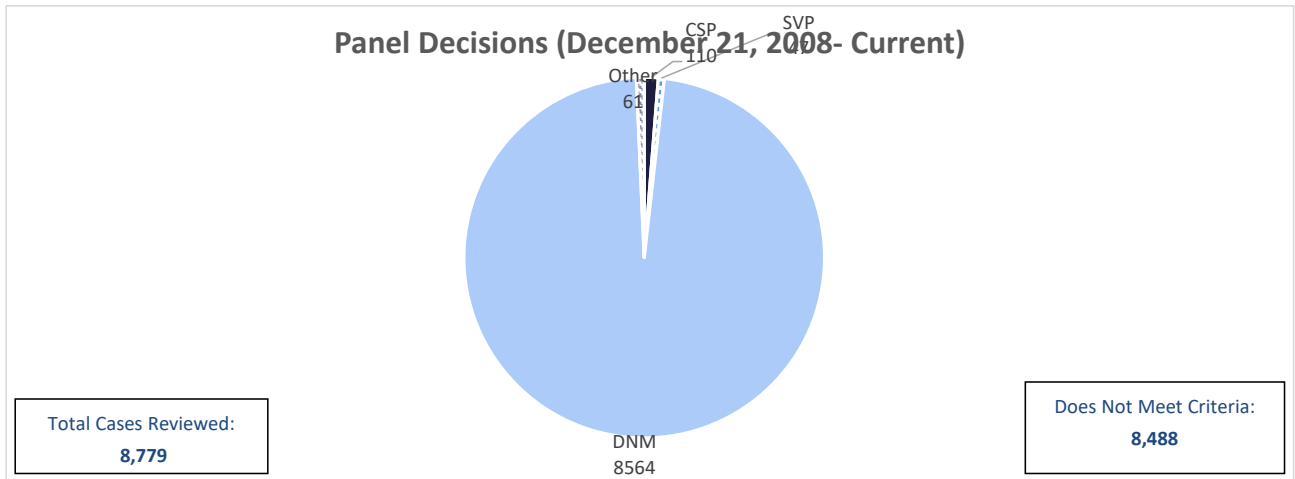
The following comparison represents transport activity comparing across quarters and units. ALC and WNC are no longer included as of August 2016. September 2017 forward will again include ALC.



Types of Transport



Sex Offender Assessment Panel



The number confirmed by court is 42 with 1 Child Sex predator being declined in Terrebonne Parish and 1 Child Sex predator being declined in EBR Parish .

CSP- Child Sex Predator

SVP- Sexual Violent Predator

DNM- Does Not Meet Criteria

Pending Court Action

The pending represents the number of cases pending court action by parish of conviction. The various courts have been sent a copy of the panel's findings and are in various stages of the confirmation process.

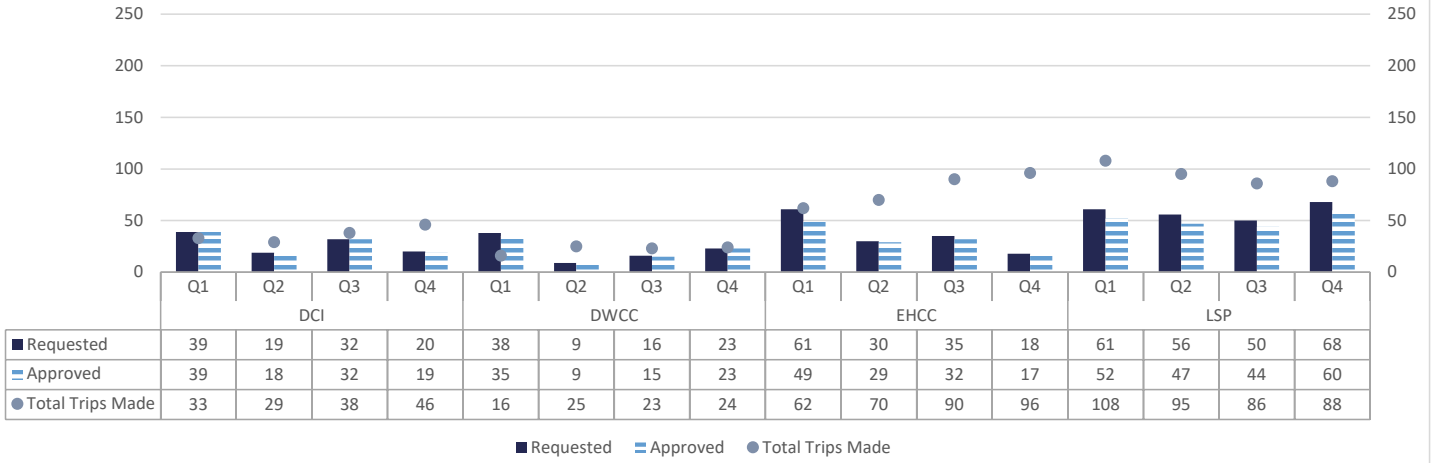
PARISH	No. Referred	Incarcerated	GTPS	Full Term
Acadia	1	1	0	0
Ascension	4	1	0	3
Avoyelles	4	0	0	4
Beauregard	1	1	0	0
Bienville	1	1	0	0
Bossier	2	0	0	2
Caddo	11	0	1	10
Calcasieu	8	1	2	5
Catahoula	1	0	0	1
Concordia	1	0	0	1
East Baton Rouge	6	2	1	3
Evangeline	1	0	0	1
Franklin	1	1	0	0
Iberia	3	0	0	3
Jeff-Davis	1	0	0	1
Jefferson	4	2	0	2
Lafayette	4	1	0	3
Lafourche	4	0	0	4
Lasalle	1	0	0	1
Livingston	1	0	0	1
Morehouse	1	0	0	1
Orleans	12	1	0	11
Ouachita	2	0	0	2
Rapides	5	3	0	2
Richland	1	0	0	1
Sabine	1	1	0	0
St. Bernard	1	0	0	1
St. Charles	1	0	0	1
St. Landry	1	0	0	1
St. Martin	2	0	0	2
St. Mary	4	1	0	3
St. Tammany	3	0	0	3
Terrebonne	2	0	0	2
Vermilion	1	0	0	1
Vernon	2	0	0	2
Washington	2	0	0	2
Webster	1	0	0	1
West Baton Rouge	1	1	0	0
West Carroll	0	0	0	0
Winn	1	0	0	1
GRAND TOTALS	104	18	4	82

*as of December 2008

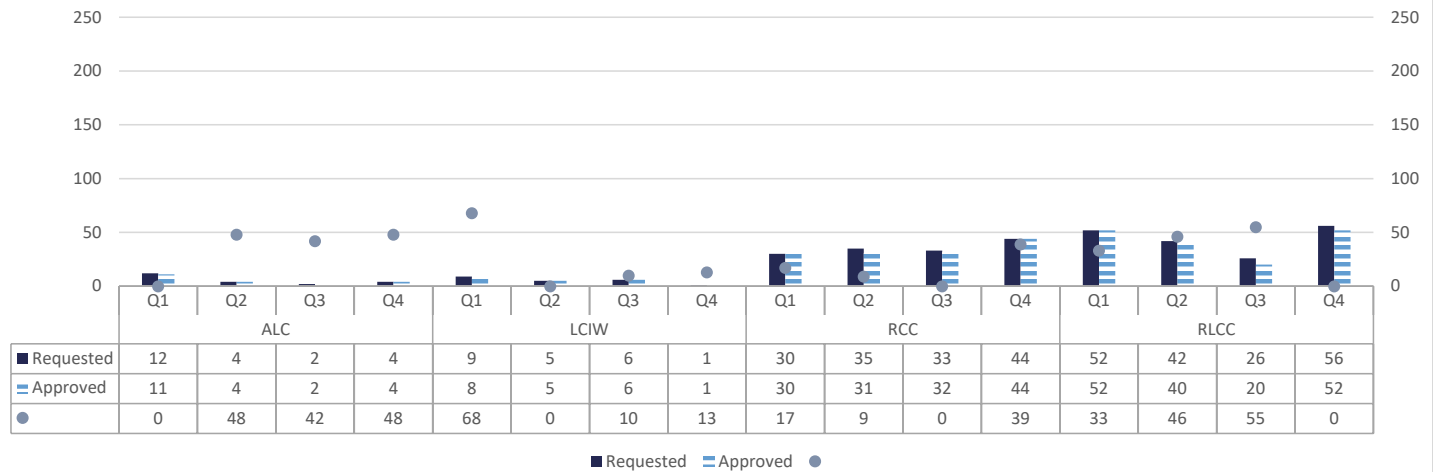
Video Court

The Video Court Project began as an experiment between the Louisiana State Penitentiary and the Orleans Criminal District Court. All state facilities now have video capability.

Requests for Video vs. Total Trips Made



Requests for Video vs. Total Trips Made Cont.



Requests/Approved for Video Court

The following is a representation of the percentage of notices received from parishes with VC capability, and those approved for video. It should be noted that in East Baton Rouge parish, mainly commissioners are utilizing VC as they handle most post-conviction relief matters.

PARISH	Q1		Q2		Q3		Q4		Total	
	Requested	Approved	Requested	Approved	Requested	Approved	Requested	Approved	Requested	Approved
Acadia	0	0	0	0	1	1	0	0	1	1
Allen	0	0	1	1	0	0	0	0	1	1
Ascension	0	0	0	0	0	0	0	0	0	0
Assumption	2	2	2	2	0	0	0	0	4	4
Avoyelles	14	14	7	7	0	0	13	13	34	34
Beauregard	2	2	2	2	1	1	1	1	6	6
Bienville	0	0	0	0	0	0	0	0	0	0
Bossier	4	4	2	2	7	7	5	5	18	18
Caddo	5	4	1	1	1	1	5	4	12	10
Calcasieu	2	1	1	1	3	3	1	1	7	6
Caldwell	0	0	1	1	3	3	0	0	4	4
Cameron	0	0	0	0	0	0	0	0	0	0
Catahoula	0	0	0	0	0	0	0	0	0	0
Claiborne	0	0	0	0	1	1	0	0	1	1
Concordia	0	0	0	0	0	0	0	0	0	0
Desoto	0	0	1	1	0	0	0	0	1	1
East Baton Rouge	65	50	20	11	16	12	29	27	130	100
East Carroll	5	5	2	2	1	1	0	0	8	8
East Feliciana	0	0	0	0	0	0	0	0	0	0
Evangeline	0	0	0	0	0	0	0	0	0	0
Franklin	2	2	1	1	0	0	1	1	4	4
Grant	0	0	3	3	2	2	3	3	8	8
Iberia	1	1	2	2	2	2	2	2	7	7
Iberville	5	5	2	2	0	0	0	0	7	7
Jackson	0	0	0	0	0	0	0	0	0	0
Jefferson	37	36	20	19	33	31	31	28	121	114
Jefferson Davis	0	0	0	0	0	0	0	0	0	0
Lafayette	1	1	3	3	1	1	4	4	9	9
Lafourche	3	3	0	0	0	0	0	0	3	3
Lasalle	0	0	0	0	0	0	0	0	0	0
Lincoln	11	11	8	8	9	9	3	3	31	31
Livingston	7	7	5	5	15	14	7	6	34	32
Madison	5	5	1	1	2	2	0	0	8	8
Morehouse	1	1	0	0	0	0	0	0	1	1
Natchitoches	2	2	1	1	0	0	2	2	5	5
Orleans	53	46	36	31	34	30	42	40	165	147
Ouachita	1	1	0	0	0	0	0	0	1	1
Plaquemines	0	0	0	0	0	0	0	0	0	0
Pt. Coupee	0	0	0	0	0	0	0	0	0	0
Rapides	2	2	1	1	2	2	0	0	5	5
Red River	1	1	1	1	0	0	0	0	2	2
Richland	0	0	2	2	0	0	0	0	2	2
Sabine	0	0	1	1	0	0	0	0	1	1
St. Bernard	2	2	0	0	1	0	0	0	3	2
St. Charles	0	0	3	3	1	1	2	1	6	5
St. Helena	1	1	0	0	0	0	0	0	1	1
St. James	1	1	1	1	0	0	0	0	2	2

St. John	2	2	1	1	0	0	0	0	3	3
St. Landry	1	1	1	1	1	1	0	0	3	3
St. Martin	1	1	2	2	1	1	0	0	4	4
St. Mary	0	0	1	1	1	1	0	0	2	2
St. Tammany	13	13	10	10	12	12	6	6	41	41
Tangipahoa	7	7	3	3	6	6	5	5	21	21
Tensas	4	4	1	1	1	1	0	0	6	6
Terrebonne	1	1	0	0	0	0	7	7	8	8
Union	0	0	0		0	0	0	0	0	0
Vermillion	0	0	1	1	0	0	2	2	3	3
Vernon	0	0	0	0	0	0	0	0	0	0
Washington	31	31	39	37	34	33	45	44	149	145
Webster	0	0	1	1	0	0	0	0	1	1
West Baton Rouge	0	0	0	0	3	3	1	1	4	4
West Carroll	0	0	2	2	0	0	1	1	3	3
W. Feliciana	1	1	0	0	0	0	1	1	2	2
Winn	1	1	0	0	0	0	0	0	1	1
Vets Affairs	0	0	0	0	0	0	0	0	0	0
Federal	4	3	4	4	4	3	12	10	24	20
OOS	2	2	3	3	1	1	3	3	9	9
GRAND TOTALS	303	277	200	183	200	186	234	221	937	867

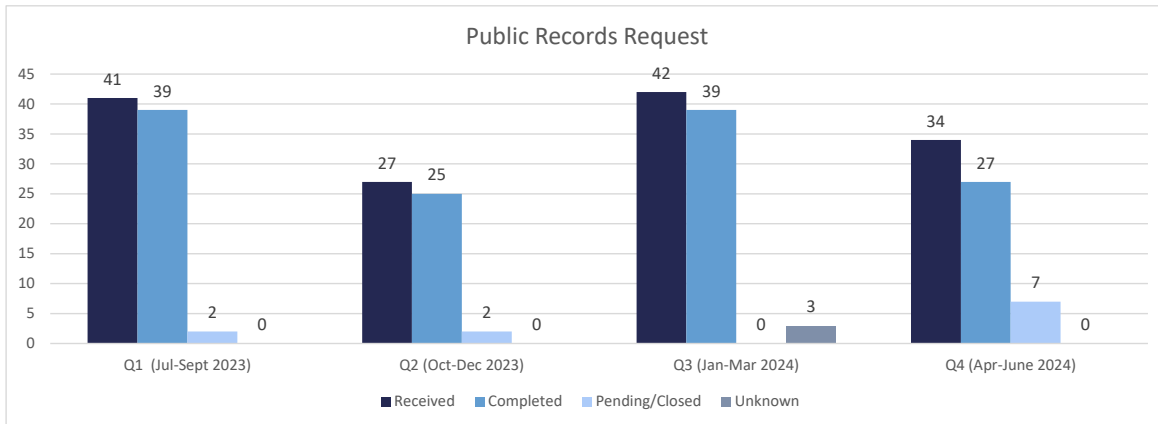
Requests/Denied or Cancelled for Video Court

PARISH	Q4		Q1		Q2		Q3		Total	
	Requested	Denied/ Cancelled	Requested	Denied/ Cancelled	Requested	Denied/ Cancelled	Requested	Denied/ Cancelled	Requested	Denied/ Cancelled
Acadia	0	0	0	0	1	0	0	0	1	0
Allen	0	0	1	0	0	0	0	0	1	0
Ascension	0	0	0	0	0	0	0	0	0	0
Assumption	2	0	2	0	0	0	0	0	4	0
Avoyelles	14	0	7	0	0	0	13	0	34	0
Beauregard	2	0	2	0	1	0	1	0	6	0
Bienville	0	0	0	0	0	0	0	0	0	0
Bossier	4	0	2	0	7	0	5	0	18	0
Caddo	5	1	1	0	1	0	5	1	12	2
Calcasieu	2	1	1	0	3	0	1	0	7	1
Caldwell	0	0	1	0	3	0	0	0	4	0
Cameron	0	0	0	0	0	0	0	0	0	0
Cathoula	0	0	0	0	0	0	0	0	0	0
Claiborne	0	0	0	0	1	0	0	0	1	0
Concordia	0	0	0	0	0	0	0	0	0	0
Desoto	0	0	1	0	0	0	0	0	1	0
East Baton Rouge	65	15	20	9	16	4	29	2	130	30
East Carroll	5	0	2	0	1	0	0	0	8	0
East Feliciana	0	0	0	0	0	0	0	0	0	0
Evangeline	0	0	0	0	0	0	0	0	0	0
Franklin	2	0	1	0	0	0	1	0	4	0
Grant	0	0	3	0	2	0	3	0	8	0
Iberia	1	0	2	0	2	0	2	0	7	0
Iberville	5	0	2	0	0	0	0	0	7	0
Jackson	0	0	0	0	0	0	0	0	0	0
Jefferson	37	1	20	1	33	2	31	3	121	7
Jefferson Davis	0	0	0	0	0	0	0	0	0	0
Lafayette	1	0	3	0	1	0	4	0	9	0
Lafourche	3	0	0	0	0	0	0	0	3	0
Lasalle	0	0	0	0	0	0	0	0	0	0
Lincoln	11	0	8	0	9	0	3	0	31	0
Livingston	7	0	5	0	15	1	7	1	34	2
Madison	5	0	1	0	2	0	0	0	8	0
Morehouse	1	0	0	0	0	0	0	0	1	0
Natchitoches	2	0	1	0	0	0	2	0	5	0
Orleans	53	7	36	5	34	4	42	2	165	18
Ouachita	1	0	0	0	0	0	0	0	1	0
Plaquemines	0	0	0	0	0	0	0	0	0	0
Pt. Coupee	0	0	0	0	0	0	0	0	0	0
Rapides	2	0	1	0	2	0	0	0	5	0
Red River	1	0	1	0	0	0	0	0	2	0
Richland	0	0	2	0	0	0	0	0	2	0
Sabine	0	0	1	0	0	0	0	0	1	0
St. Bernard	2	0	0	0	1	1	0	0	3	1
St. Charles	0	0	3	0	1	0	2	1	6	1
St. Helena	1	0	0	0	0	0	0	0	1	0
St. James	1	0	1	0	0	0	0	0	2	0
St. John	2	0	1	0	0	0	0	0	3	0
St. Landry	1	0	1	0	1	0	0	0	3	0
St. Martin	1	0	2	0	1	0	0	0	4	0
St. Mary	0	0	1	0	1	0	0	0	2	0

St. Tammany	13	0	10	0	12	0	6	0	41	0
Tangipahoa	7	0	3	0	6	0	5	0	21	0
Tensas	4	0	1	0	1	0	0	0	6	0
Terrebonne	1	0	0	0	0	0	7	0	8	0
Union	0	0	0	0	0	0	0	0	0	0
Vermillion	0	0	1	0	0	0	2	0	3	0
Vernon	0	0	0	0	0	0	0	0	0	0
Washington	31	0	39	2	34	1	45	1	149	4
Webster	0	0	1	0	0	0	0	0	1	0
West Baton Rouge	0	0	0	0	3	0	1	0	4	0
West Carroll	0	0	2	0	0	0	1	0	3	0
W. Feliciana	1	0	0	0	0	0	1	0	2	0
Winn	1	0	0	0	0	0	0	0	1	0
Vets Affairs	0	0	0	0	0	0	0	0	0	0
Federal	4	1	4	0	4	1	12	2	24	4
OOS	2	0	3	0	1	0	3	0	9	0
GRAND TOTALS	303	26	200	17	200	14	234	13	937	70

Legal Services

2024



Suits

