

BUDGET AND COST DATA SUMMARY
FY 2025 ACT 4 (EXCLUDING CANTEEN & RODEO)

July 1, 2024

BUDGET UNIT	2023-2024	2024-2025	DIFFERENCE	STAFF	STAFF	DIFFERENCE	BUDGETED	BUDGETED	Number of Days in 2024-2025
	FINAL BUDGET	ACT 4 7/1/2024					AVG. # OF OFFENDERS 2024-2025	OPERATIONAL BED CAPACITY 2024-2025	
CORRECTIONS ADMINISTRATION	\$109,476,809	\$88,113,830	(\$21,362,979)	235	239	4	N/A	N/A	365
CORRECTIONS ADMINI. NON-PRIMARY MEDICAL CARE	\$35,189,303	\$28,766,325	(\$6,422,978)	0	0	0	N/A	N/A	
TOTAL ADULT INSTITUTIONS	\$507,113,360	\$532,528,586	\$25,415,226	3,860	3,856	(4)	14,204	14,204	
PROBATION AND PAROLE	\$101,057,749	\$102,333,547	\$1,275,798	753	753	0	45,500	45,500	
LOCAL HOUSING OF STATE ADULT OFFENDERS	\$186,650,616	\$191,016,136	\$4,365,520	N/A	N/A	0	15,171	15,171	
TOTAL CORRECTIONS	\$939,487,837	\$942,758,424	\$3,270,587	4	4,848	4,848	0	74,875	74,875

ADULT INSTITUTIONS:									TOTAL COST PER OFFENDER PER DAY	COST PER								
										PERS. SERV.	TRAVEL	SERVICES	SUPPLIES	PROF.SER.	OTH.CHGS.	ACQUISIT.	MAJ.REP.	IAT
LA. STATE PENITENTIARY	\$167,430,764	\$164,998,878	(\$2,431,886)	1,253	1,241	(12)	3,990	3,990	\$113.30	\$76.83	\$0.01	\$4.69	\$15.66	\$2.55	\$0.00	\$1.13	\$1.12	\$11.30
RAYMOND LABORDE CORRECTIONAL CENTER	\$41,806,641	\$41,899,444	\$92,803	351	351	0	1,808	1,808	\$63.49	\$48.21	\$0.02	\$2.83	\$5.76	\$0.66	\$0.00	\$1.33	\$0.09	\$4.60
LA. CORR. INSTITUTE FOR WOMEN	\$33,540,925	\$32,439,093	(\$1,101,832)	261	261	0	459	459	\$193.63	\$148.40	\$0.04	\$4.05	\$9.86	\$1.79	\$0.00	\$0.00	\$20.80	\$8.68
WINN CORRECTIONAL CENTER	\$578,075	\$590,268	\$12,193	N/A	N/A	0	0	0	#DIV/0!	#DIV/0!	#DIV/0!	#DIV/0!	#DIV/0!	#DIV/0!	#DIV/0!	#DIV/0!	#DIV/0!	#DIV/0!
ALLEN CORRECTIONAL CENTER	\$32,309,169	\$34,444,312	\$2,135,143	290	298	8	1,474	1,474	\$64.02	\$44.35	\$0.04	\$4.20	\$7.06	\$0.55	\$0.00	\$1.36	\$1.69	\$4.78
DIXON CORRECTIONAL INSTITUTE	\$66,116,857	\$63,633,609	(\$2,483,248)	458	458	0	1,802	1,802	\$96.75	\$67.27	\$0.00	\$2.69	\$7.09	\$4.60	\$0.00	\$1.41	\$3.65	\$10.04
ELAYN HUNT CORRECTIONAL CENTER	\$83,049,906	\$104,091,855	\$21,041,949	632	632	0	2,181	2,181	\$130.76	\$73.77	\$0.00	\$3.78	\$16.86	\$0.48	\$0.00	\$1.56	\$27.78	\$6.53
DAVID WADE CORRECTIONAL CENTER	\$43,037,206	\$38,411,131	(\$4,626,075)	322	322	0	1,176	1,176	\$89.49	\$71.08	\$0.02	\$3.15	\$7.66	\$0.94	\$0.00	\$0.15	\$1.42	\$5.06
B. B. "SIXTY" RAYBURN CORRECTIONAL CENTER	\$39,243,817	\$52,019,996	\$12,776,179	293	293	0	1,314	1,314	\$108.46	\$55.50	\$0.03	\$3.28	\$6.00	\$0.21	\$0.00	\$2.35	\$33.58	\$7.51
TOTAL STATE ADULT INSTITUTIONS	\$507,113,360	\$532,528,586	\$25,415,226	3,860	3,856	(4)	14,204	14,204	\$102.72	\$68.00	\$0.02	\$3.73	\$10.86	\$1.67	\$0.00	\$1.28	\$9.13	\$7.93

LOCAL HOUSING OF ADULT OFFENDERS	\$140,513,681	\$145,013,681	\$4,500,000	N/A	N/A	N/A	13,180	13,180	\$30.14									
TRANSITIONAL WORK PROGRAMS	\$12,696,673	\$12,876,673	\$180,000	N/A	N/A	N/A	1,991	1,991	\$17.72									
RE-ENTRY SERVICES	\$6,829,992	\$6,649,992	(\$180,000)	N/A	N/A	N/A												
CRIMINAL JUSTICE REINVESTMENT INITIATIVE	\$26,610,270	\$26,475,790	(\$134,480)	N/A	N/A	N/A												
TOTAL LOCAL HOUSING OF STATE ADULT OFFENDERS	\$186,650,616	\$191,016,136	\$4,365,520															
GRAND TOTAL	\$693,763,976	\$723,544,722	\$29,780,746	3,860	3,856	(4)	29,375	29,375	\$64.39									

CORRECTIONS ADMINI. NON-PRIMARY MEDICAL CARE	\$35,189,303	\$28,766,325	(\$6,422,978)				29,375	29,375										
GRAND TOTAL INCLUDING NON-PRIMARY MEDICAL CARE	\$728,953,279	\$752,311,047	\$23,357,768				29,375	29,375	\$67.08									

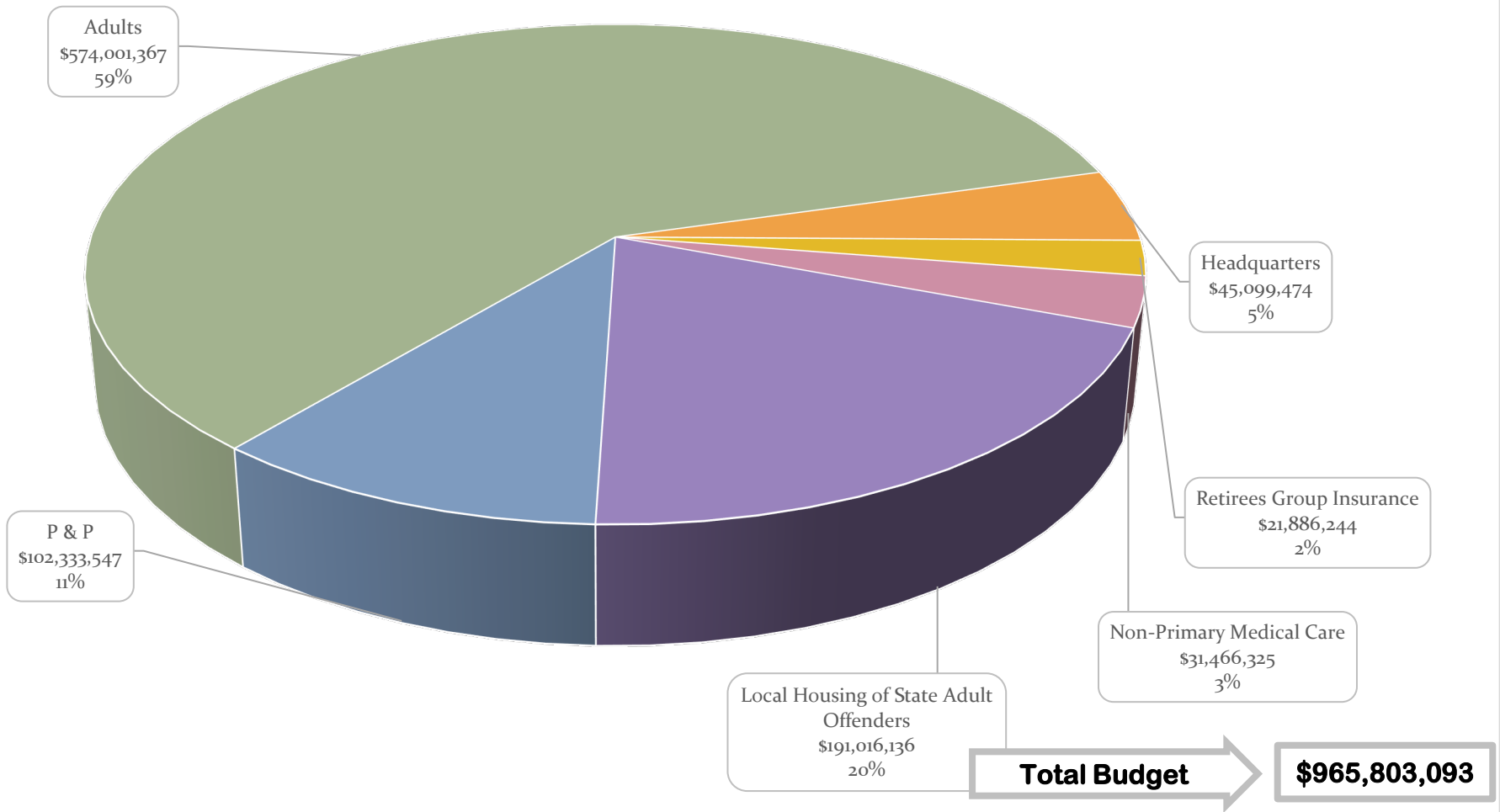
ADULT PROBATION & PAROLE:																		
TOTAL PROBATION & PAROLE	\$101,057,749	\$102,333,547	\$1,275,798	753	753	0	45,500	45,500	\$6.16	\$4.81	\$0.01	\$0.26	\$0.16	\$0.08	\$0.02	\$0.00	\$0.00	\$0.49

CORRECTIONS ADMINISTRATION:																		
OFFICE OF THE SECRETARY	\$5,052,472	\$4,664,091	(\$388,381)	32	32	0												
MANAGEMENT AND FINANCE	\$84,842,917	\$61,714,560	(\$23,128,357)	75	75	0												
ADULT SERVICES	\$53,171,411	\$49,074,680	(\$4,096,731)	111	115	4												
BOARD OF PARDONS & PAROLE	\$1,599,312	\$1,426,824	(\$172,488)	17	17	0												
TOTAL CORRECTIONS ADMIN.	\$144,666,112	\$116,880,155	(\$27,785,957)	235	239	4												

NOTES:	
1	Budgeted cost is for 13,180 adult offenders in local jails and 1,991 offenders in transitional work programs.
2	Average cost per day for Personal Services, Travel, Services, Supplies, Professional Services, Other Charges, Acquisitions, Major Repairs, and IAT is net of costs for WNC.
3	Budgeted costs for LHSAO includes 225 offenders each in Caddo, Orleans, Madison, Lafayette, Franklin, Rapides, West Baton Rouge, St. Tammany, and Plaquemine for Re-Entry Services for 12 months and approximately 40 - 60 slots each in Caddo, Orleans, Covington, and Baton Rouge for 12 months for Day Reporting Centers.
4	From the beginning of FY 10-11 Act 11 to FY 23-24 Act 4, there was a reduction of 1,074 positions and 22 job appointments.
5	The Corrections Administration Adult Services Program includes \$31.5 million for non-primary medical care for state and local offenders.

NOTES: (a) CANTEEN BUDGET AMOUNTS ARE NOT INCLUDED ON THIS WORKSHEET. BUDGETED AMOUNTS FOR PERSONAL SERVICES FOR THE ADULT INSTITUTIONS DO NOT INCLUDE SALARIES AND RELATED BENEFITS BUDGETED IN THE CANTEEN.

DPS&C - CORRECTIONS SERVICES
Budgeted Cost by Function
FY 2024-2025 Per Act 4

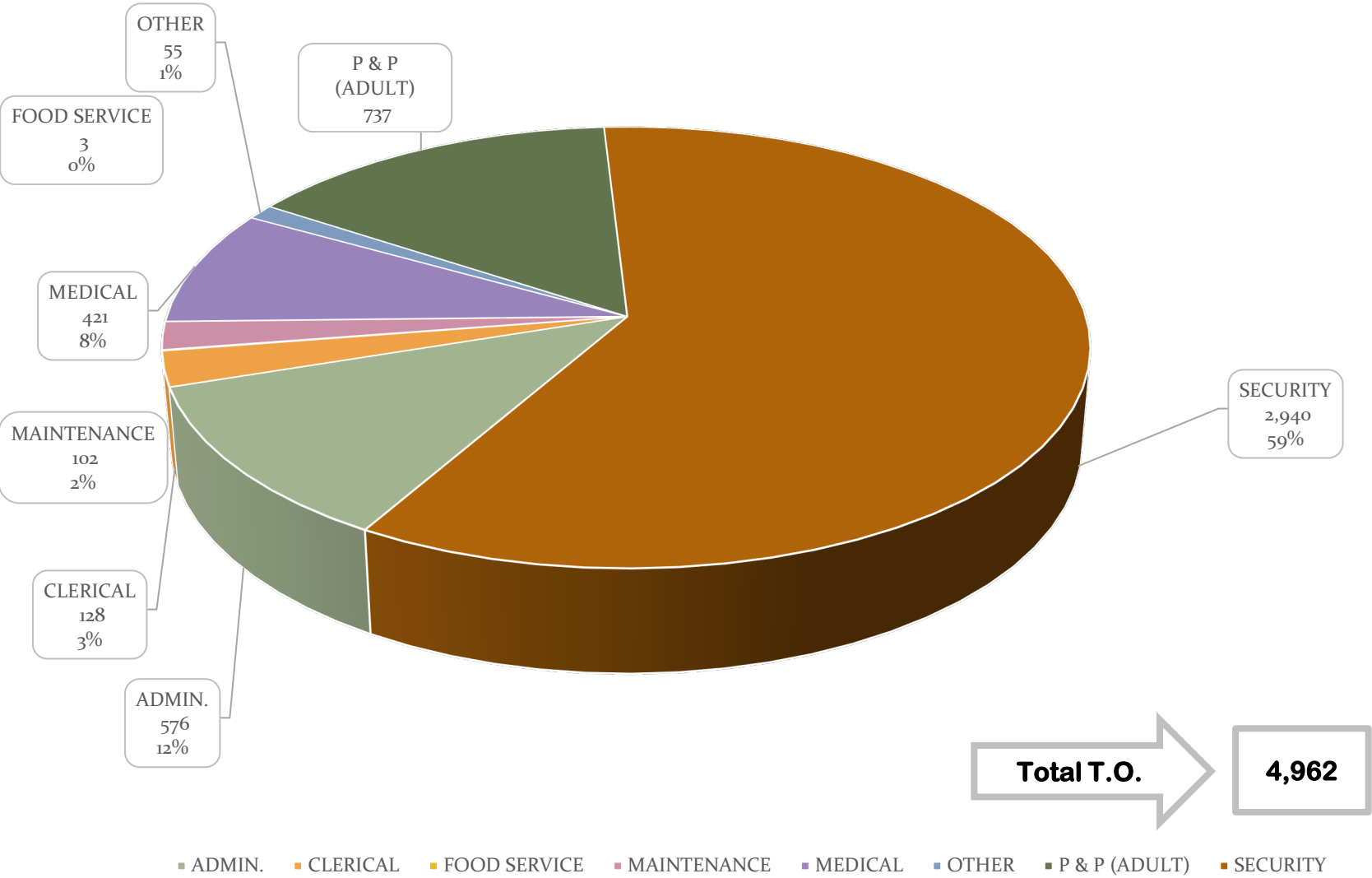


- Adults
- Headquarters
- Retirees Group Insurance
- Non-Primary Medical Care
- Local Housing of State Adult Offenders
- P & P

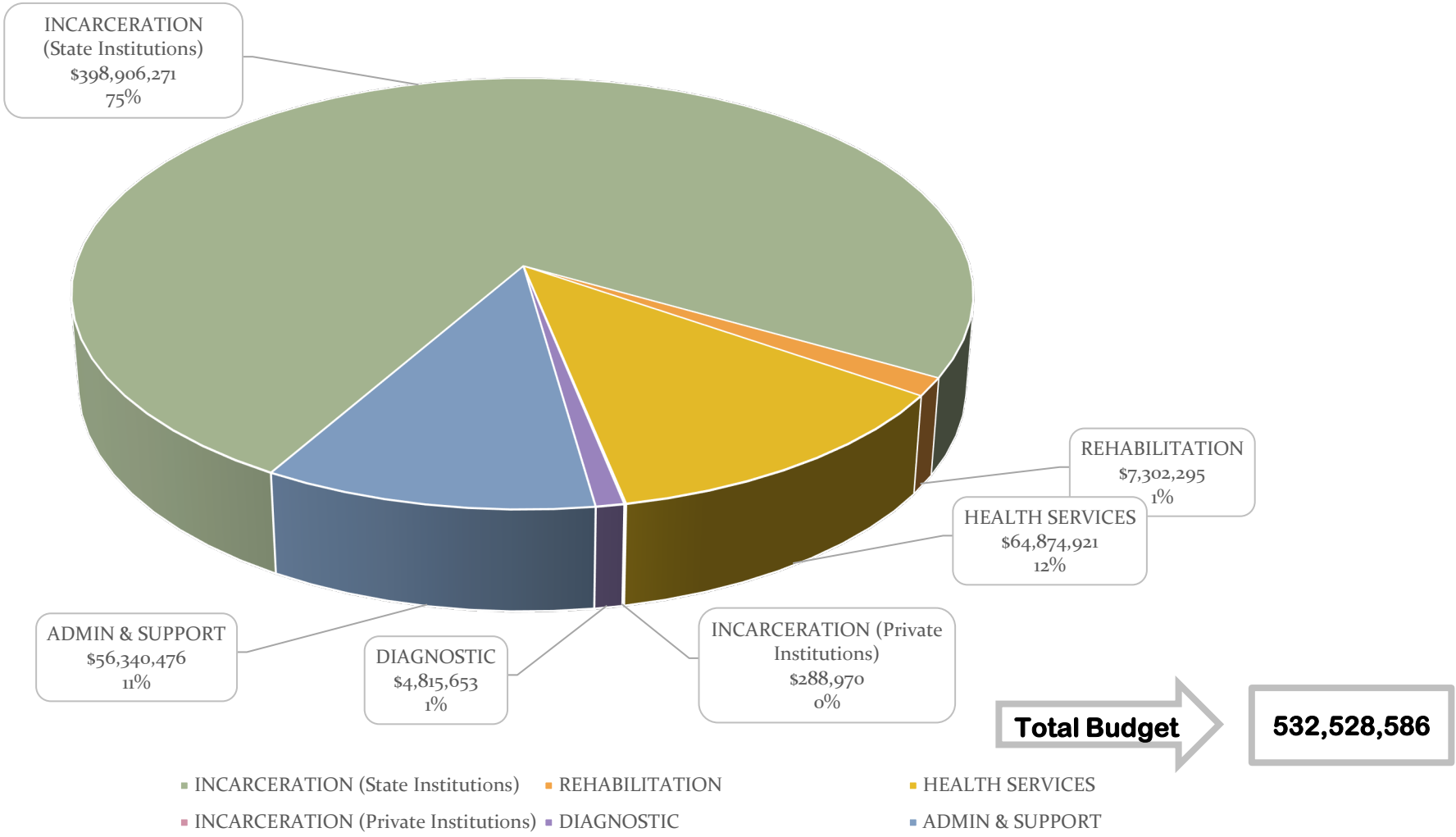
DPS& C - CORRECTIONS SERVICES

Table of Organization

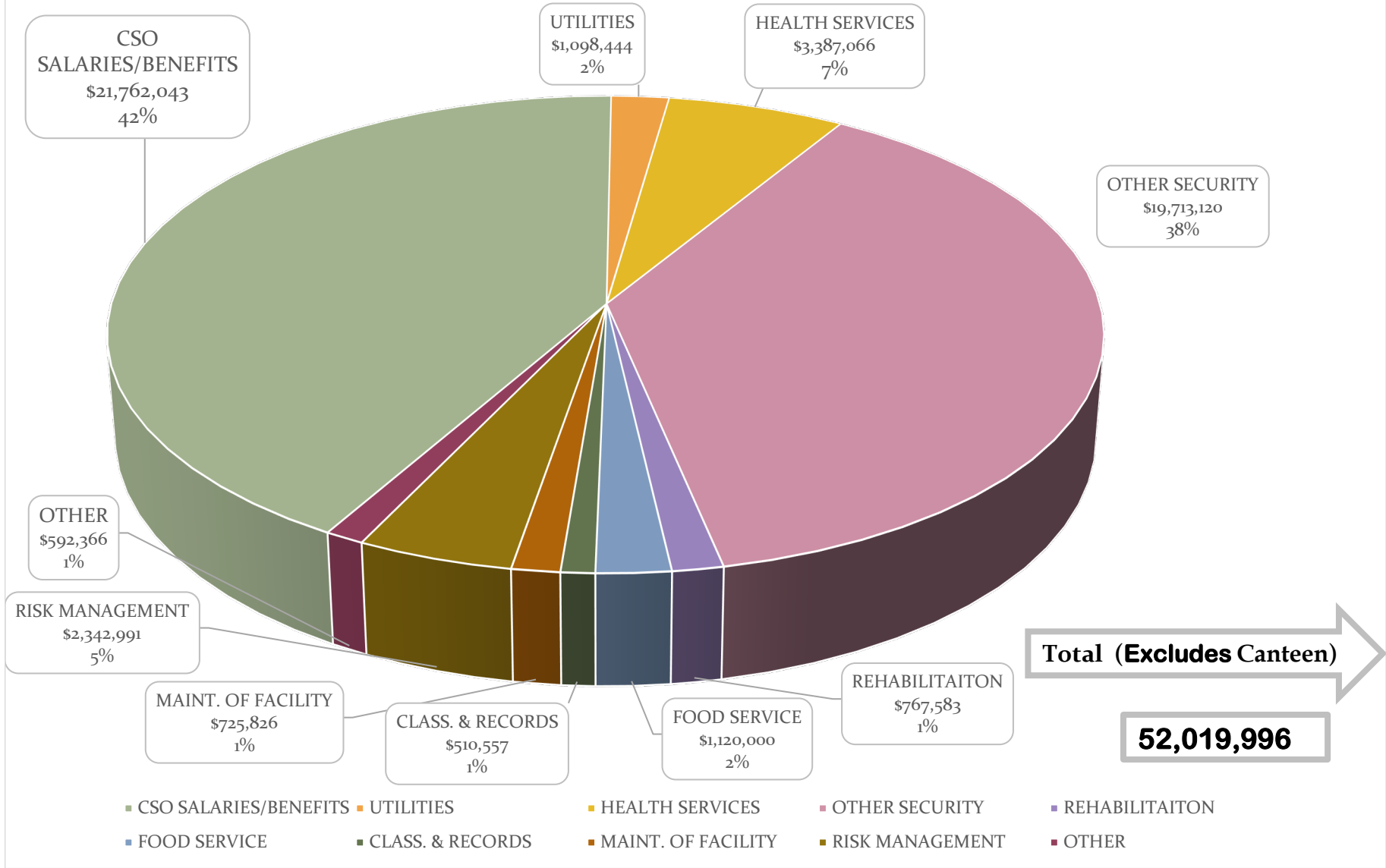
FY 2024-2025 Per Act 4



DPS&C - CORRECTIONS SERVICES
Adult Institutions - Budget by Activity
FY 2024-2025 Per Act 4

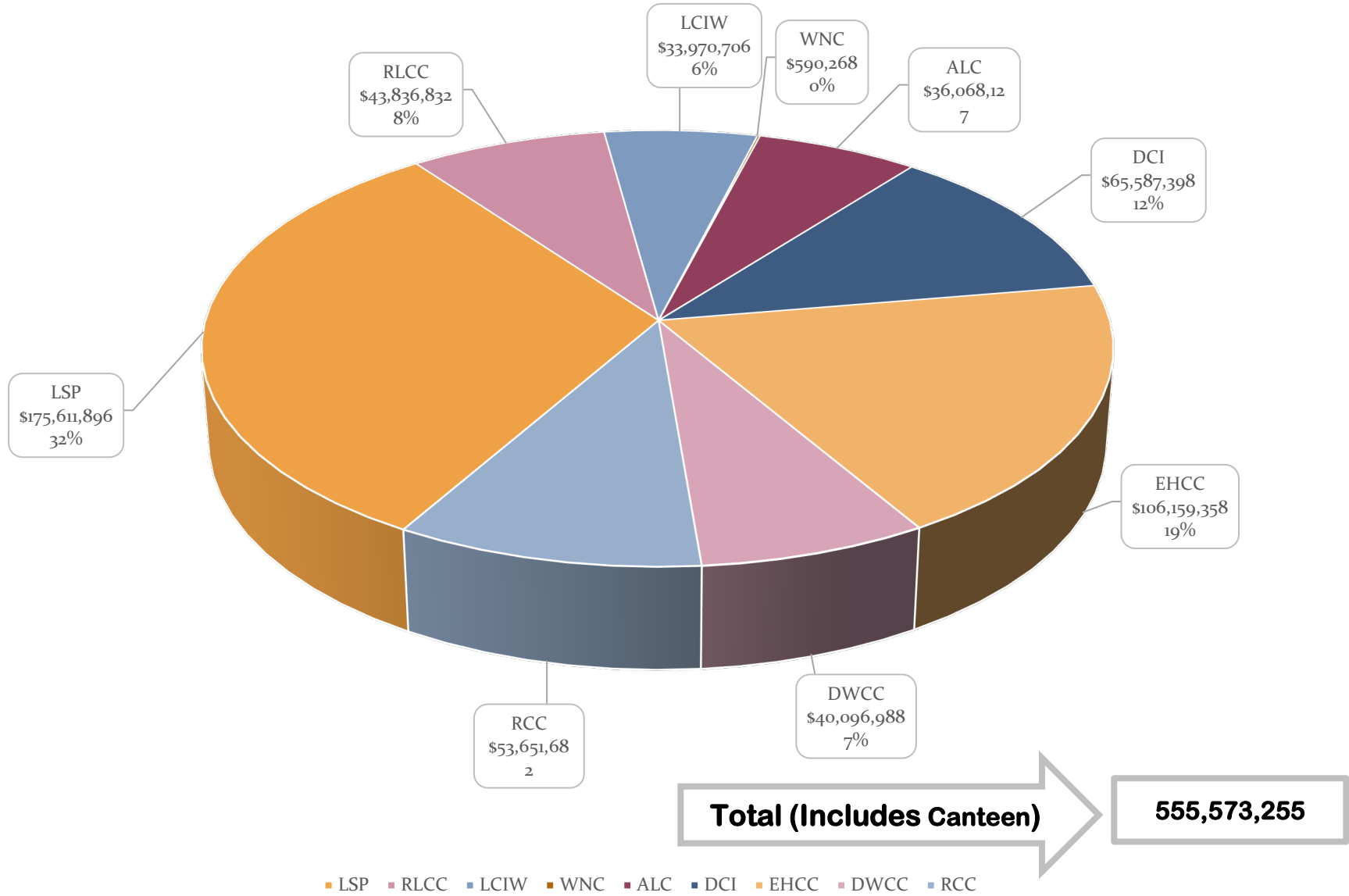


DPS&C - CORRECTIONS SERVICES
Budgeted Cost for Typical Adult Correctional Institutions
FY 2024-2025 Per Act 4



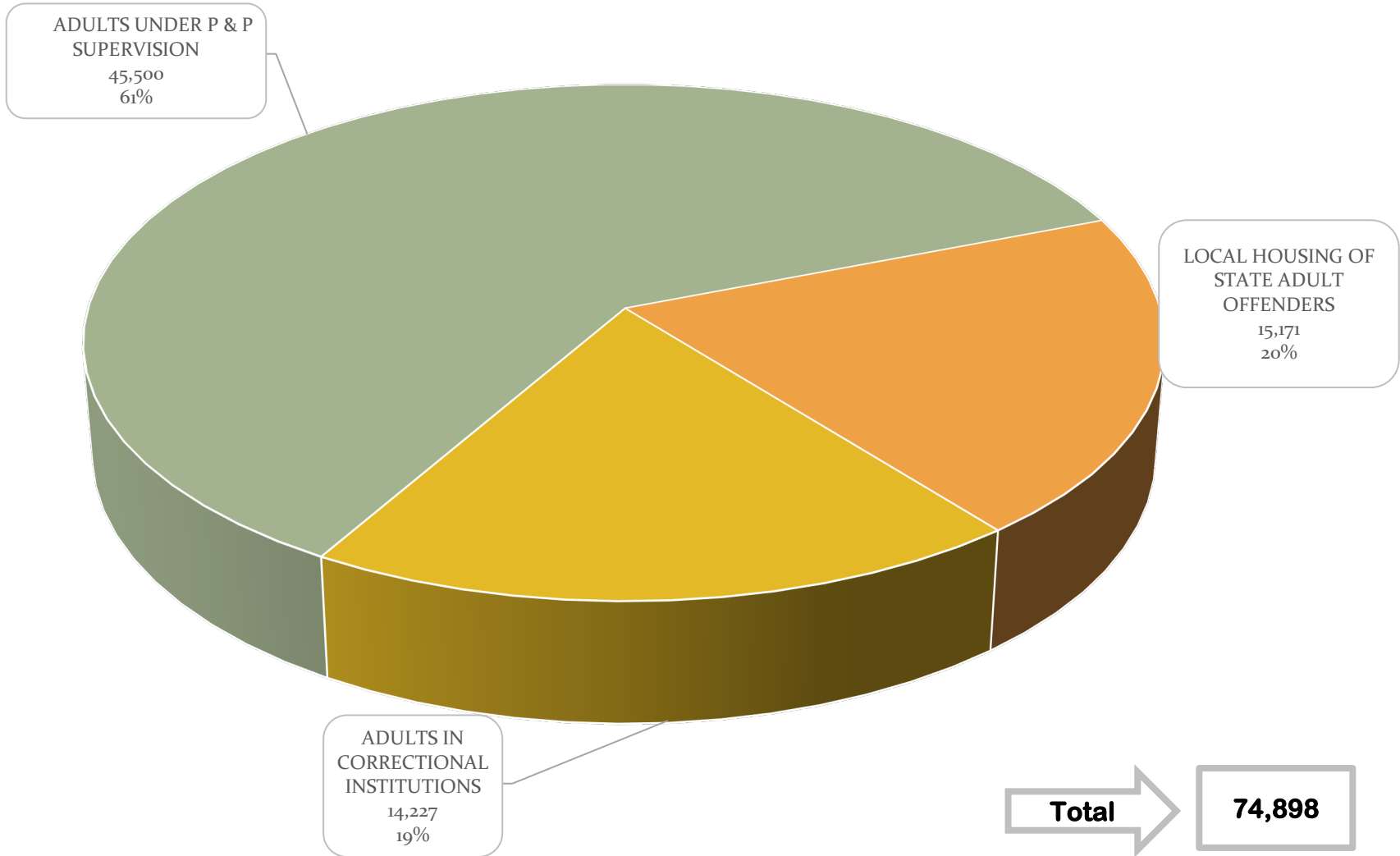
- CSO SALARIES/BENEFITS
- UTILITIES
- HEALTH SERVICES
- OTHER SECURITY
- REHABILITAITON
- FOOD SERVICE
- CLASS. & RECORDS
- MAINT. OF FACILITY
- RISK MANAGEMENT
- OTHER

DPS&C - CORRECTIONS SERVICES
 Budget by Unit (Includes Canteen)
 FY 2024-2025 Per Act 4



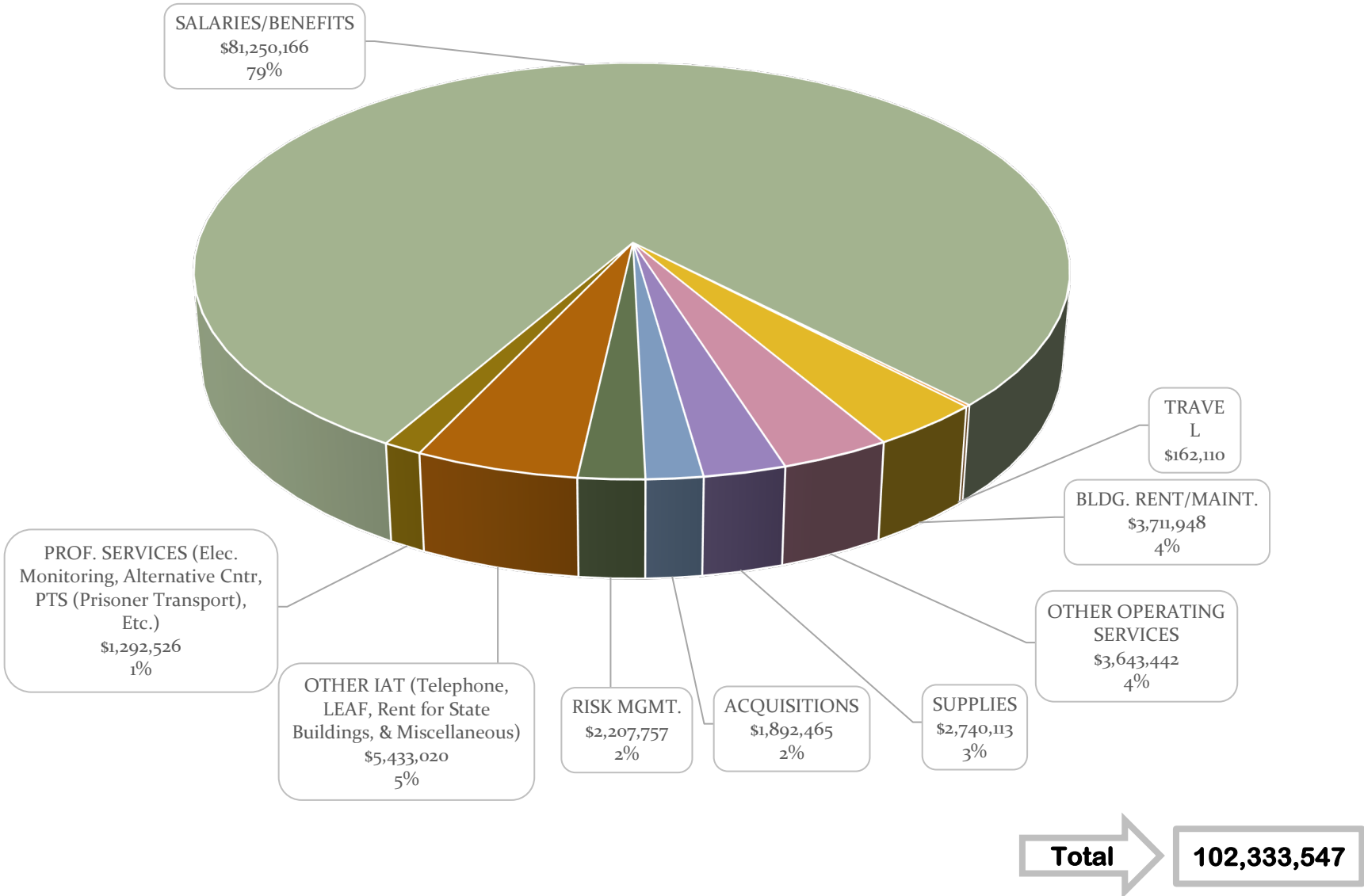
■ LSP ■ RLCC ■ LCIW ■ WNC ■ ALC ■ DCI ■ EHCC ■ DWCC ■ RCC

DPS&C - CORRECTIONS SERVICES
Budgeted Offenders
FY 2024-2025 Per Act 4



■ ADULTS UNDER P & P SUPERVISION ■ LOCAL HOUSING OF STATE ADULT OFFENDERS ■ ADULTS IN CORRECTIONAL INSTITUTIONS

DPS&C - CORRECTIONS SERVICES
 Budgeted Costs for Adult Probation & Parole
 FY 2024-2025 Per Act 4



**Louisiana Department of Public Safety
and Corrections
Human Resources**

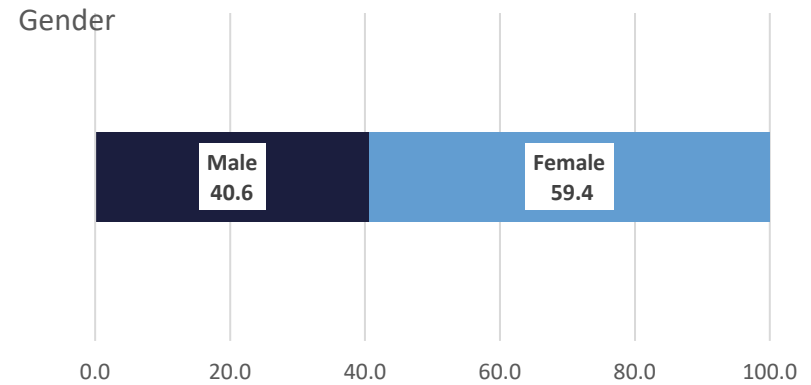
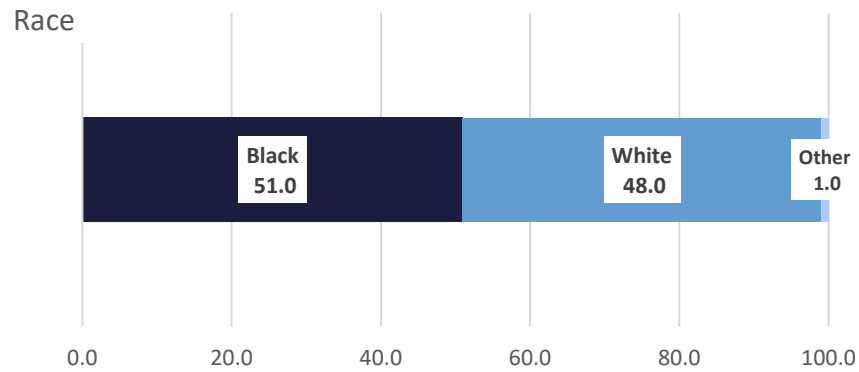
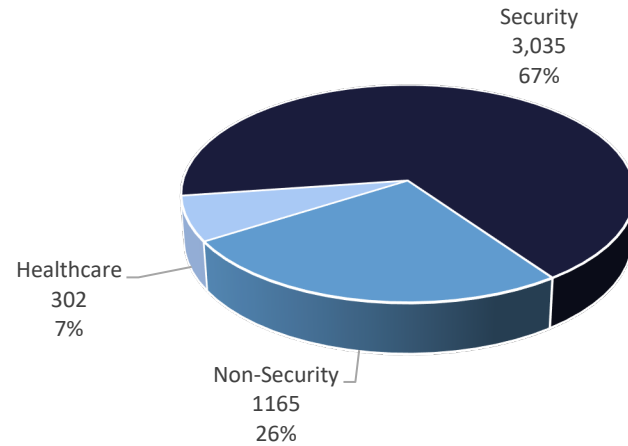
**Teresa Davis
Human Resources Director**

**FACT SHEET
June 30, 2024**



This document represents a demographic snapshot of the 4502 employees at the La. Dept. of Public Safety and Corrections on June 30, 2024

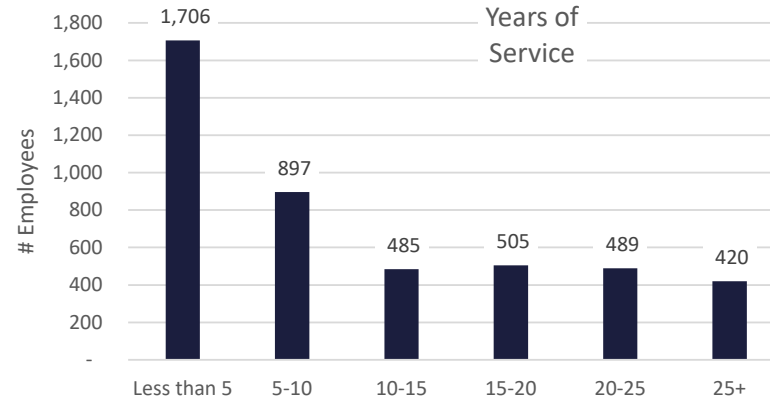
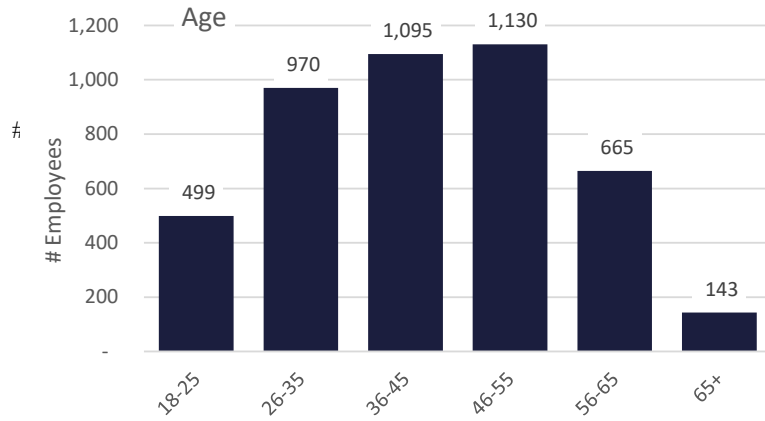
*Demographic Profiles of the
LA DPS&C Employees*



Demographic Profiles of the
LA DPS&C Employees

Demographic Profiles of the
LA DPS&C Employees

FACT SHEET
June 30, 2024



	Operational Capacity	# of Security Staff	# of Non-Security Staff	# of Healthcare Staff
ALC	1,474	191	42	18
DCI	1,802	371	65	25
DWCC	1,176	231	57	17
EHCC	2,181	350	97	65
LCIW	459	167	43	27
LSP	3,990	773	181	77
RCC	1,314	229	41	24
RLCC	1,808	242	61	34
HDQ		5	239	15
P&P		475	280	0
PE		1	59	0

Louisiana Department of Public Safety and Corrections
Corrections Services

Non-Security Turnover
Fiscal Year 2023/2024 Actual and Projected

MONTH	LSP	RLCC	LCIW	ALC	DCI	EHCC	DWCC	RCC	ADULT	OTHER			DEPT
									TOTAL	HQ	P&P	PE	TOTAL
July 2023	1	1	1	0	3	2	0	0	8	0	2	0	10
August 2023	6	0	0	0	1	5	2	2	16	3	1	2	22
September 2023	4	1	1	0	0	2	2	2	12	2	3	1	18
October 2023	3	1	1	2	2	1	0	1	11	3	2	2	18
November 2023	3	2	2	0	2	1	0	0	10	1	2	1	14
December 2023	2	0	0	0	1	2	0	1	6	0	0	1	7
January 2024									0				0
February 2024									0				0
March 2024									0				0
April 2024									0				0
May 2024									0				0
June 2024									0				0
Exits	19	5	5	2	9	13	4	6	63	9	10	7	89
Authorized Positions	236	68	54	50	69	118	67	48	710	246	287	70	1313
Total Turnover Percent	8%	7%	9%	4%	13%	11%	6%	13%	9%	4%	3%	10%	7%
Projected Exits	38	10	10	4	18	26	8	12	126	18	20	14	178
Projected Annual Turnover %	16%	15%	19%	8%	26%	22%	12%	25%	18%	7%	7%	20%	14%

REPORT COMMENTS: Data is compiled by LaGov HCM report ZP54 (Turnover Analysis)

1. Includes all Non Security Positions (Personnel Subarea 2100/2130)
2. Total Turnover % equals the number of exits divided by authorized positions.
3. Projected Exits equal average number of exits multiplied by 12.
4. Projected Annual Turnover % equals the average projected exits divided by the number of authorized positions.
5. Exits include retirements but not DOC to DOC transfers

Louisiana Department of Public Safety and Corrections
Corrections Services

Non-Security Turnover
Rolling Year

MONTH	LSP	RLCC	LCIW	ALC	DCI	EHCC	DWCC	RCC	ADULT	OTHER			DEPT
									TOTAL	HQ	P&P	PE	TOTAL
January 2023	1	2	1	0	0	3	1	2	10	2	6	0	18
February 2023	5	0	3	1	2	2	1	0	14	2	0	1	17
March 2023	2	0	2	0	0	3	0	0	7	2	5	2	16
April 2023	1	2	0	0	1	1	1	0	6	3	1	1	11
May 2023	7	1	0	1	4	2	0	1	16	6	0	1	23
June 2023	4	0	2	0	3	0	0	0	9	3	3	2	17
July 2023	1	1	1	0	3	2	0	0	8	0	2	0	10
August 2023	6	0	0	0	1	5	2	2	16	3	1	2	22
September 2023	4	1	1	0	0	2	2	2	12	2	3	1	18
October 2023	3	1	1	2	2	1	0	1	11	3	2	2	18
November 2023	3	2	2	0	2	1	0	0	10	1	2	1	14
December 2023	2	0	0	0	1	2	0	1	6	0	0	1	7
Exits	39	10	13	4	19	24	7	9	125	27	25	14	191
Authorized Positions	236	68	54	50	69	118	67	48	710	246	287	70	1313
Total Turnover Percent	17%	15%	24%	8%	28%	20%	10%	19%	18%	11%	9%	20%	15%

REPORT COMMENTS: Data is compiled by LaGov HCM report ZP54 (Turnover Analysis)

1. Includes all Non Security Positions (Personnel Subarea 2100/2130)
2. Total Turnover % equals the number of exits divided by authorized positions.
3. Exits include retirements but not DOC to DOC transfers

Louisiana Department of Public Safety and Corrections
Corrections Services

Security Turnover Including Job Appointments
Fiscal Year 2023/2024 Actual and Projected

MONTH	LSP	RLCC	LCIW	ALC	DCI	EHCC	DWCC	RCC	ADULT	OTHER			DEPT
									TOTAL	HQ	P&P	PE	TOTAL
July 2023	26	13	3	11	18	14	10	8	103	0	3	0	106
August 2023	21	8	8	18	22	23	11	17	128	0	4	0	132
September 2023	19	10	7	14	18	12	15	6	101	0	2	0	103
October 2023	16	4	3	7	12	9	13	10	74	0	5	0	79
November 2023	12	8	4	7	13	15	7	11	77	0	0	0	77
December 2023	25	7	1	10	19	16	5	6	89	0	3	0	92
January 2024									0				0
February 2024									0				0
March 2024									0				0
April 2024									0				0
May 2024									0				0
June 2024									0				0
Exits	119	50	26	67	102	89	61	58	572	0	17	0	589
Authorized Positions	998	270	193	224	382	475	258	245	3045	6	508	3	3562
Job Appointment Positions	0	0	0	0	1	0	2	4	7	0	0	0	7
Total Positions	998	270	193	224	383	475	260	249	3052	6	508	3	3569
Total Turnover Percent	12%	19%	13%	30%	27%	19%	23%	23%	19%	0%	3%	0%	17%
Projected Exits	238	100	52	134	204	178	122	116	1144	0	34	0	1178
Projected Annual Turnover %	24%	37%	27%	60%	53%	37%	47%	47%	37%	0%	7%	0%	33%

REPORT COMMENTS: Data is compiled by LaGov HCM report ZP54 (Turnover Analysis)

1. Security Positions for CSOs include: Corrections Cadet thru Corrections Colonel Job Titles. (Personnel Subarea 2100/2130/2200).
2. Security Positions for PNP include: Probation and Parole Officer 1, 2, 3 and Specialist Job Titles. (Personnel Subarea 2100/2130/2200).
3. Total Turnover % equals the number of exits divided by total positions.
4. Projected Exits equal average number of exits multiplied by 12.
5. Projected Annual Turnover % equals the average projected exits divided by the number of authorized positions.
6. Job Appointments includes only Personnel Subarea 2200 security positions described above filled at the end of the month.
7. Exits include retirements but not DOC to DOC transfers

Louisiana Department of Public Safety and Corrections
Corrections Services

Security Turnover Including Job Appointments
Rolling Year

MONTH	LSP	RLCC	LCIW	ALC	DCI	EHCC	DWCC	RCC	ADULT	OTHER			DEPT
									TOTAL	HQ	P&P	PE	TOTAL
January 2023	13	14	3	6	17	19	6	8	86	0	9	0	95
February 2023	18	6	6	10	14	17	6	12	89	0	0	0	89
March 2023	15	8	8	13	17	34	8	12	115	0	7	0	122
April 2023	16	5	2	15	14	23	4	12	91	0	2	0	93
May 2023	15	8	3	20	18	12	5	10	91	0	6	0	97
June 2023	21	12	6	16	24	12	8	13	112	0	4	0	116
July 2023	26	13	3	11	18	14	10	8	103	0	3	0	106
August 2023	21	8	8	18	22	23	11	17	128	0	4	0	132
September 2023	19	10	7	14	18	12	15	6	101	0	2	0	103
October 2023	16	4	3	7	12	9	13	10	74	0	5	0	79
November 2023	12	8	4	7	13	15	7	11	77	0	0	0	77
December 2023	25	7	1	10	19	16	5	6	89	0	3	0	92
Exits	217	103	54	147	206	206	98	125	1156	0	45	0	1201
Authorized Positions	998	270	193	224	382	475	258	245	3045	6	508	3	3562
Job Appointment Positions	0	0	0	0	1	0	2	4	7	0	0	0	7
Total Positions	998	270	193	224	383	475	260	249	3052	6	508	3	3569
Total Turnover Percent	22%	38%	28%	66%	54%	43%	38%	50%	38%	0%	9%	0%	34%

REPORT COMMENTS: Data is compiled by LaGov HCM report ZP54 (Turnover Analysis)

1. Security Positions for CSOs include: Corrections Cadet thru Corrections Colonel Job Titles. (Personnel Subarea 2100/2130/2200).
2. Security Positions for PNP include: Probation and Parole Officer 1, 2, 3 and Specialist Job Titles. (Personnel Subarea 2100/2130/2200).
3. Total Turnover % equals the number of exits divided by total positions.
4. Job Appointments includes only Personnel Subarea 2200 security positions described above filled at the end of the month.
5. Exits include retirements but not DOC to DOC transfers

Program	Job Title	RLCC	ALC	DCI	DWCC	EHCC	HDQ	LCIW	LSP	P&P	PE	RCC	Grand Total	
ADMINISTRATION	ADMIN ASSISTANT 4	1			1	2			1	3		1	9	
	ADMIN ASSISTANT 5	1		1	1	1		1				1	6	
	ADMIN COORDINATOR 3			1						3			4	
	ADMIN COORDINATOR 4		1	2		2		1		6			12	
	ADMIN PROGRAM DIRECTOR 2		1										1	
	ADMIN PROGRAM DIRECTOR 4								1				1	
	ADMIN PROGRAM MANAGER 1									21			21	
	ADMIN PROGRAM MANAGER 4								1				1	
	ADMIN PROGRAM SPEC A		1	1				1	2	1			6	
	ADMIN PROGRAM SPEC B								1	1			2	
	ADMIN PROGRAM SPEC C			1	1							1	1	4
	EXEC MANAGEMENT OFFICER	1		1	1	1			1		1			6
	EXEC STAFF OFFICER	1	1		1				1		1		1	6
	INVESTIGATIVE SPECIALIST 1										98			98
	SECURITY POSITIONS NOT COUNTED IN TOTAL													
		CORRS CAPTAIN		1						1				2
		CORRS SERGEANT-MASTER								1				
	SUBTOTAL	0	1	0	0	0	0	0	2	0	0	0	2	
ADMINISTRATION Total		4	4	7	5	6	0	4	7	134	2	4	177	
ADULT SERVICES	ADMIN COORDINATOR 4						1						1	
	CONFIDENTIAL ASST						1						1	
	ADMIN PROGRAM DIRECTOR 2						2						2	
	ADMIN PROGRAM SPEC A						6						6	
	ADMIN PROGRAM SPEC B						1						1	
	ADMIN PROGRAM SPEC C						2						2	
	ASST SECRETARY						1						1	
	CORRECTIONS TRANSITION SP				1		19							20
	DEPUTY ASST SECRETARY 2						2						2	
	EXEC MANAGEMENT OFFICER						2						2	
	EXEC STAFF OFFICER						1						1	
	PROGRAM CONSULTANT - SS						9						9	
	PROGRAM MANAGER 1 - SS						4						4	
	PROGRAM SPECIALIST-SOC SV						2						2	
ADULT SERVICES Total		0	0	0	1	0	53	0	0	0	0	0	54	
BUDGET SERVICES	BUDGET ADMINISTRATOR 1						2						2	
	BUDGET ADMINISTRATOR 2						1						1	
	BUDGET ADMINISTRATOR 3						1						1	
BUDGET SERVICES Total		0	0	0	0	0	4	0	0	0	0	4		
BUSINESS OFFICE	ACCOUNTANT 1										1		1	
	ACCOUNTANT 2							1		1	1		3	
	ACCOUNTANT 3	1	1	1		1	10		3	1	2	1	21	
	ACCOUNTANT 4						3				1		4	
	ACCOUNTANT ADMIN 5						1						1	
	ACCOUNTANT MANAGER 1						4		1	1	1		7	
	ACCOUNTANT MANAGER 2						1				1		2	
	ACCOUNTANT MANAGER 3						2						2	
	ACCOUNTING SPECIALIST 1												0	
	ACCOUNTING SPECIALIST 2				1	1		1				1	4	
	ACCOUNTING SPECIALIST SUPV				1				1	1			3	
	ACCOUNTING TECHNICIAN	1	1	1			1		2	2	1		9	
	ADMIN ASSISTANT 3					1							1	
	ADMIN ASSISTANT 4										1		1	
	ADMIN COORDINATOR 4	1					1		2				4	
	ADMIN PROGRAM SPEC A				1		1			1	2		5	
	ADMIN PROGRAM SPEC B												0	
	ADMIN PROGRAM SPEC C						1						1	
	ADMIN PROGRAM DIRECTOR 2	1		1	1			1				1	5	
	ADMIN PROGRAM DIRECTOR 3					1				1			2	
	ADMIN PROGRAM DIRECTOR 4										1		1	
	ADMIN PROGRAM MANAGER 1				1								1	
	ADMIN PROGRAM MANAGER 2	1											1	
	ADMIN PROGRAM MANAGER 3					1							1	
	ADMIN PROGRAM DIRECTOR 3						1						1	
	MAINTENANCE FOREMAN										1		1	
	MARKETING REP 1										1		1	
MARKETING REP 2										1		1		
MEDICAID PROGRAM SPEC 2						1						1		
BUSINESS OFFICE Total		5	2	3	5	5	27	3	9	8	15	3	85	
CANTEEN	ADMIN PROGRAM SPEC A					1							1	
	ADMIN PROGRAM MANAGER 3			1									1	
	SECURITY POSITIONS NOT COUNTED IN TOTAL													
		CORRS CAPTAIN					1							1
		CORRS LIEUTENANT	1	1	1		1		1	1		1		7
		CORRS MAJOR								1				1
	CORRS SERGEANT/CADET	1		2	2								5	
	CORRS SERGEANT-MASTER	2	2	1	2	2		3	19			2	33	
	SUBTOTAL	4	3	4	4	4	0	4	21	0	0	3	47	
CANTEEN Total		0	0	1	0	1	0	0	0	0	0	0	2	
PARDON & PAROLE ADMINISTRATION	ADMIN COORDINATOR 4						2						2	
	ADMIN PROGRAM SPEC A						1						1	
	ADMIN PROGRAM DIRECTOR 1						1						1	
	ADMIN PROGRAM MANAGER 1						2						2	
	EXEC MANAGEMENT OFFICER						1						1	

Program	Job Title	RLCC	ALC	DCI	DWCC	EHCC	HDQ	LCIW	LSP	P&P	PE	RCC	Grand Total
	INVESTIGATIVE SPECIALIST 1						3						3
	PRINCIPAL ASST						1						1
	PROGRAM CONSULTANT - SS						1						1
COMMITTEE ON PAROLE Total		0	0	0	0	0	12	0	0	0	0	0	12
CULINARY	CORRS FOOD MANAGER 3					1							1
	CORRS FOOD MANAGER 4								1				1
	CORRS FOOD MANAGER 5								1				1
	SECURITY POSITIONS NOT COUNTED IN TOTAL												
	CORRS CAPTAIN		1	1				1	3			1	7
	CORRS LIEUTENANT	1	1	2				2	4			2	12
	CORRS MAJOR	1		1	1				1				4
	CORRS SERGEANT/CADET	2		4	5			1	10				22
	CORRS SERGEANT-MASTER			2	2	4		2	22			7	39
	SUBTOTAL	4	2	10	8	4	0	6	40	0	0	10	84
CULINARY Total		0	0	0	0	1	0	0	2	0	0	0	3
EDUCATION	ADMIN COORDINATOR 4				1				1				2
	ADMIN PROGRAM SPEC A				1		1						2
	ADMIN PROGRAM SPEC B												0
	ADMIN PROGRAM SPEC C						1						1
	EDUCATION CONSULTANT 1												0
	EDUCATION CONSULTANT 2						1						1
	EDUCATION CONSULTANT 3	1		2			1						4
	EDUCATION CONSULTANT 4												0
	EDUCATION CONSULTANT SUPERVISOR						2						2
	PRINCIPAL		1									1	2
	PROGRAM SPECIALIST - SS	1	2	1		1	1						6
	PROGRAM CONSULTANT - SS								2				2
	STATEWIDE PROGRAM MGR 1						1						1
	TEACH PROFESSIONAL	2	4	3	2	4		4	4			3	26
	SECURITY POSITIONS NOT COUNTED IN TOTAL												
	COORS CAPTAIN	1											1
	CORRS LIEUTENANT			1									1
	CORRS SERGEANT/CADET	2			1							2	5
	CORRS SERGEANT-MASTER			1	1	2		3	1				8
	SUBTOTAL	3	0	2	2	2	0	3	1	0	0	2	15
EDUCATION Total		4	7	6	4	5	8	4	7	0	0	4	49
	CONTRACTS/GRANTS REV 1												0
	CONTRACTS/GRANTS REV 3						2						2
	CONTRACTS/GRANTS REV 4						1						1
GRANTS*	CONTRACTS GRANTS/REV SUPV						1						1
GRANTS* Total		0	0	0	0	0	4	0	0	0	0	0	4
HUMAN RESOURCES	ADMIN ASSISTANT 4		1										1
	ADMIN COORDINATOR 2												0
	ADMIN COORDINATOR 4					1			1				2
	HUMAN RESOURCES ANALYST A					1		1	3	2			7
	HUMAN RESOURCES ANALYST B			1		1			3				5
	HUMAN RESOURCES ANALYST C	1	1	1	1	1	1	1	1			2	10
	HUMAN RESOURCES DIRECTOR						1						1
	HUMAN RESOURCES MANAGER A	1		1		1	2			1			6
	HUMAN RESOURCES MANAGER B						1		1				2
	HUMAN RESOURCES SPECIALIST						8			1			9
	HUMAN RESOURCES SUPERVISOR	1	1	1	1	1	2	1	2	1		1	12
	SECURITY POSITIONS NOT COUNTED IN TOTAL												
	CORRS SERGEANT/CADET												0
	CORRS SERGEANT-MASTER			2		3		1					6
	SUBTOTAL	0	0	2	0	3	0	1	0	0	0	0	6
HUMAN RESOURCES Total		3	3	4	2	6	15	3	11	5	0	3	55
INFORMATION SERVICES	ELECTRONIC TECHNICIAN SUPV								1				1
	ELECTRONIC TECHNICIAN												0
	ELECTRONIC TECH ADVANCED								5				5
	SECURITY POSITIONS NOT COUNTED IN TOTAL												
	CORRS SERGEANT-MASTER								2				2
	SUBTOTAL	0	0	0	0	0	0	0	2	0	0	0	2
INFORMATION SERVICES Total		0	0	0	0	0	0	0	6	0	0	0	1
INTERNAL AUDIT	AUDITOR 3						1						1
	AUDITOR-INTERNAL						1						1
INTERNAL AUDIT Total		0	0	0	0	0	2	0	0	0	0	0	2
INVESTIGATIONS	SECURITY POSITIONS NOT COUNTED IN TOTAL												
	CORRS CAPTAIN	1		1					2				4
	CORRS COLONEL	1	1	1		1	2	1	1				8
	CORRS LIEUTENANT	1							2			1	4
	CORRS LIEUTENANT COLONEL				2	1		1	1			1	6
	CORRS MAJOR	1	1	1		1			1			1	6
	CORRS SERGEANT/CADET	1											1
	CORRS SERGEANT-MASTER								3				3
	SUBTOTAL	5	2	3	2	3	2	2	10	0	0	3	32
INVESTIGATIONS Total		0	0	0	0	0	0	0	0	0	0	0	0
LEGAL	ADMIN ASSISTANT 3												0
	ADMIN ASSISTANT 4												0
	ADMIN COORDINATOR 4						1		1				2
	ADMIN PROGRAM SPEC A								1				1
	ADMIN PROGRAM MANAGER 2								1				1
	ATTORNEY 3					1	1						2

Program	Job Title	RLCC	ALC	DCI	DWCC	EHCC	HDQ	LCIW	LSP	P&P	PE	RCC	Grand Total	
	ATTORNEY 4						2						2	
	ATTORNEY DEPUTY GEN COUNS						1						1	
	ATTORNEY-GENERAL COUNSEL						1						1	
	PARALEGAL 1												0	
	PARALEGAL 2						2						2	
	SECURITY POSITIONS NOT COUNTED IN TOTAL													
	CORRS CAPTAIN								1			1		2
	CORRS LIEUTENANT								1					1
	CORRS MAJOR					2								2
	CORRS SERGEANT/CADET													0
CORRS SERGEANT-MASTER					1				2				3	
SUBTOTAL	0	0	0	0	0	3	0	0	4	0	0	1	8	
LEGAL Total		0	0	0	0	1	8	0	3	0	0	0	12	
MAILROOM	SECURITY POSITIONS NOT COUNTED IN TOTAL													
	CORRS LIEUTENANT	1						1	1				3	
	CORRS SERGEANT/CADET				1								1	
	CORRS SERGEANT-MASTER	2		3	1	3		2	11			2	24	
SUBTOTAL	3	0	3	2	3	0	3	12	0	0	2	28		
MAILROOM Total		0	0	0	0	0	0	0	0	0	0	0	0	
MAINTENANCE	ADMIN COORDINATOR 4			1									1	
	ADMIN PROGRAM SPEC B						1						1	
	CARPENTER FOREMAN	1		1		1			7			1	11	
	ELECTRICIAN SPEC FOREMAN			1	1	1		1	5			1	10	
	ELECTRONIC TECHNICIAN ADV			1		1						1	3	
	ELECTRONIC TECHNICIAN SUPV												0	
	ENV IMPACT SPECIALIST 2								1				1	
	FACILITY ASST MAIN MGR A			1				1				1	3	
	FACILITY ASST MAIN MGR B	1		1	1	1							4	
	FACILITY ASST MAIN MGR C						1		1				2	
	FACILITY MAINTENANCE MGR A		1					1	5			1	8	
	FACILITY MAINTENANCE MGR B	1		1	1	1							4	
	FACILITY MAINTENANCE MGR C						1		1				2	
	HVAC/REFRIG MECH FOREMAN	1		1	1	1		1	3			1	9	
	MAINTENANCE FOREMAN	3	5	3		3		1	6				21	
	MAINTENANCE REPAIRER 2												0	
	MAINTENANCE REPAIRER MASTER				1								1	
	MAINTENANCE SUPERINTENDENT			1						7			8	
	MECHANIC 4									1			1	
	MECHANIC SUPERVISOR A	1		1								1	3	
	MECHANIC SUPERVISOR B					1			1				2	
	PLUMBER/PIPEFITTER FOREMAN	1		1		1		1	3			1	8	
	WELDER												0	
	WELDER FOREMAN								2				2	
	SECURITY POSITIONS NOT COUNTED IN TOTAL													
	CORRS SERGEANT/CADET	1		1						2				4
	CORRS SERGEANT-MASTER	1	0	1	0	0	0	0	2	0	0	0	0	4
SUBTOTAL	1	0	1	0	0	0	0	2	0	0	0	0	4	
MAINTENANCE Total		9	6	14	5	11	3	6	43	0	0	8	105	
MEDICAL SERVICES	ADMIN ASSISTANT 5												0	
	ADMIN COORDINATOR 1												0	
	ADMIN COORDINATOR 2				1								1	
	ADMIN COORDINATOR 3	1				1			4				6	
	ADMIN COORDINATOR 4		1	1		2	1	1	8			1	15	
	ADMIN PROGRAM MANAGER 1								1				1	
	ADMIN PROGRAM SPECIALIST A							1	1				2	
	ADMIN PROGRAM SPECIALIST B					1	1						2	
	ADMIN SUPERVISOR 2								1				1	
	ASSISTANT DIRECTOR						1						1	
	BUSINESS TECHNOLOGY SUPERVISOR							1					1	
	BUSINESS TECHNOLOGY ANALYST 3							1					1	
	DENTAL PROGRAM COOR			1									1	
	DENTIST				1	1			1	2			5	
	DENTAL ASSISTANT 1	1											1	
	DENTAL ASSISTANT 2												0	
	DIR OF MEDICAL SERVICES								1				1	
	DIR OF NURSING SERVICES							1					1	
	DIRECTOR OF DENTAL SERVICES								1				1	
	EXEC MANAGEMENT OFFICER							1					1	
	HEALTH INFO DIRECTOR 2								1				1	
	LAB TECHNICIAN 3								1				1	
	LONG TERM CARE HOSPITAL ADMINISTRATOR								1				1	
	MEDICAL DEPT DIRECTOR	1		1	2	1	1	1				1	8	
	MEDICAL LAB TECHNO 3				1				2				3	
	MEDICAL LAB TECHNO SUPV								1				1	
	MEDICAL SPECIALIST								2				2	
	PHARMACIST 3					2		1	4				7	
	PHARMACIST 4					1			1				2	
	PHARMACIST 5-B					1			1				2	
PHARMACY TECHNICIAN 2					6			9				15		
PHYSICAL THERAPIST 2					1			1				2		
PHYSICAL THERAPIST SUPERVISOR								1				1		
PHYSICIAN						1		2				3		
PRACTICAL NURSE-LIC 1						1		2			1	4		

Program	Job Title	RLCC	ALC	DCI	DWCC	EHCC	HDQ	LCIW	LSP	P&P	PE	RCC	Grand Total
	PRACTICAL NURSE-LIC 2					1		1					2
	PRACTICAL NURSE-LIC 3	16	8	4	6	33	7	10	27			3	114
	PROGRAM MANAGER 1 - SS												0
	PROGRAM SPECIALIST - SS												0
	RADIOLOGIC TECHNOLOGIST 2	1											1
	RADIOLOGIC TECHNOLOGIST 3					1			4				5
	RADIOLOGIC TECHNOLOGIST SUPV								1				1
	RESP CARE THERAPIST 2 REG								1				1
	RN 1					1						1	2
	RN 2					2							2
	RN 3	3	2	10		14	5	3	19			6	62
	RN-ADVANCED PRACTICE	2	2	2	1	5		2	9			1	24
	RN-ASST DIR OF NURSING A		1		1							1	3
	RN-ASST DIR OF NURSING B	1		1		2		1	1				6
	RN-DIRECTOR OF NURSING A		1		1							1	3
	RN-DIRECTOR OF NURSING B	1		1		1		1	1				5
	RN-MANAGER	1	1	3		3	1		3			1	13
	RN-PROGRAM CONSULTANT						1						1
	RN-PROGRAM COORDINATOR	1							1				2
	RN-SUPERVISOR A	6	2	3	5	6	1	6	6			4	39
	RN-SUPERVISOR B			2	3	1			5				11
		SECURITY POSITIONS NOT COUNTED IN TOTAL											
	CORRS CAPTAIN								6				6
	CORRS COLONEL								1				1
	CORRS LIEUTENANT	1				1			11				13
	CORRS LIEUTENANT COLONEL								1				1
	CORRS MAJOR								3				3
	CORRS SERGEANT/CADET	1			4	6			4				15
	CORRS SERGEANT-MASTER	2		4	2	11		4	44			7	74
	SUBTOTAL	4	0	4	6	18	0	4	70	0	0	7	113
MEDICAL SERVICES Total		35	18	28	23	89	23	29	126	0	0	21	392
MENTAL HEALTH	ADMIN COORDINATOR 2					1							1
	ADMIN COORDINATOR 3				1							1	2
	ADMIN COORDINATOR 4	2				2			2				6
	ASSOCIATE 1/PSYCHOL					1							0
	ASSOCIATE 2/PSYCHOL												0
	ASSOCIATE 3/PSYCHOL				1	2		2					5
	ASSOCIATE 4/PSYCHOL					1			1				2
	CORRS PROGRAM MGR 1				1	2		1					4
	CORRS PROGRAM MGR 2	1		1	2	1		1					6
	CORRS PROGRAM MGR 3												0
	CORRS TRANSITION SPEC	1						2				1	4
	PROFESSIONAL COUNSELOR 1												0
	PROFESSIONAL COUNSELOR 3												0
	PROFESSIONAL COUNSELOR 4				2				1				3
	PROGRAM CONSULTANT - SS								1				1
	PROGRAM MANAGER 1 - SS				1		2						3
	PROGRAM MANAGER 3 - SS				1		1						2
	PSYCHIATRIST					1			1				2
	PSYCHOLOGIST 1				1								1
	PSYCHOLOGIST 5								1				1
	SOCIAL SERV COUNSELOR 1	2											2
	SOCIAL SERV COUNSELOR 2											1	1
	SOCIAL SERV COUNSELOR 3			1		1			1			1	4
	SOCIAL SERV COUNSELOR 4-A				1				3				4
	SOCIAL SERV COUNSELOR 4-B					1							0
	SOCIAL WORKER 1	1				3			3				7
	SOCIAL WORKER 2			1		1			2				4
	SOCIAL WORKER 3	1	2		1	4		3	1			1	13
	SOCIAL WORKER 4			1	1				1				3
	SOCIAL WORKER 5-B	1	1	1		1			2			1	7
	SOCIAL WORKER 6-B								2			1	3
	SOCIAL WORKER 7					1			1				2
	THERAPEUTIC REC SPEC 2					1							1
		SECURITY POSITIONS NOT COUNTED IN TOTAL											
	CORRS CAPTAIN								4				4
	CORRS LIEUTENANT					5			4				9
	CORRS SERGEANT/CADET								7				7
	CORRS SERGEANT-MASTER			1					27				28
	SUBTOTAL	0	0	1	0	5	0	0	42	0	0	0	48
MENTAL HEALTH Total		9	3	5	13	24	3	9	23	0	0	7	94
MUSEUM	ADMIN PROGRAM SPEC B								1				1
		SECURITY POSITIONS NOT COUNTED IN TOTAL											
	CORRS SERGEANT-MASTER								1				1
	SUBTOTAL	0	0	0	0	0	0	0	1	0	0	0	1
MUSEUM Total		0	0	0	0	0	0	0	1	0	0	0	1
PARDON & PAROLE BOARD	CHAIRMAN						1						1
	MEM BD OR COMMISS						5						5
	VICE CHAIRMAN						1						1
PARDON BOARD Total		0	0	0	0	0	7	0	0	0	0	0	7
PRISON ENTERPRISES	PE AGRICULTURE MANAGER										1		1
	PE ASST DEPUTY DIRECTOR										1		1
	PE ASST SUPERVISOR										1		1

Program	Job Title	RLCC	ALC	DCI	DWCC	EHCC	HDQ	LCIW	LSP	P&P	PE	RCC	Grand Total
	PE DEPUTY DIRECTOR										1		1
	PE DIRECTOR										1		1
	PE FARM MANAGER										4		4
	PE FARM SUPERVISOR										3		3
	PE INDUSTRIES MANAGER										1		1
	PE MARKETING MANAGER										1		1
	PE QUALITY ASSR COORD										4		4
	PE REGIONAL MANAGER										2		2
	PE SHOP FOREMAN										1		1
	PE SUPERVISOR										24		24
	PE TRUCK DRIVER										6		6
PRISON ENTERPRISES Total		0	0	0	0	0	0	0	0	0	51	0	51
PROBATION & PAROLE	PROB/PAR ASST DIR-ADULT									4			4
	PROB/PAR DEPUTY DIR-ADULT									2			2
	PROB/PAR DIRECTOR-ADULT									1			1
	PROB/PAR DIST MGR A-ADULT									6			6
	PROB/PAR DIST MGR B-ADULT									15			15
	PROB/PAR OFFICER 1-ADULT									63			63
	PROB/PAR OFFICER 2-ADULT									85			85
	PROB/PAR OFFICER 3-ADULT									142			142
	PROB/PAR PROGRAM MGR-ADUL									24			24
	PROB/PAR REG ADMIN-ADULT									3			3
	PROB/PAR SPECIALIST									232			232
	PROB/PAR SUPERVISOR-ADULT									82			82
PROBATION & PAROLE Total		0	0	0	0	0	0	0	0	659	0	0	659
PROCUREMENT	ADMIN PROGRAM SPEC B												0
	ADMIN PROGRAM SPEC C												0
	ADMIN PROGRAM MANAGER 2												0
	ADMIN PROGRAM MANAGER 3								1				1
	PROCUREMENT SUPERVISOR						2						2
	PROCUREMENT ANALYST 1	1	1	1				1	1				5
	PROCUREMENT ANALYST 2					1							1
	PROCUREMENT ANALYST 3	1	1	1		1	2		3	3	1	1	14
	PROCUREMENT SPECIALIST						1						1
	STATEWIDE PROGRAM MANAGER 1						1						1
		SECURITY POSITIONS NOT COUNTED IN TOTAL											
	CORRS SERGEANT-MASTER								1				1
	SUBTOTAL	2	2	2	0	2	6	1	5	3	1	1	25
PROCUREMENT Total		2	2	2	0	2	6	1	5	3	1	1	25
RECORDS & CLASSIFICATION	ADMIN COORDINATOR 1												0
	ADMIN COORDINATOR 2												0
	ADMIN COORDINATOR 3					2			4			1	7
	ADMIN COORDINATOR 4	4	2		2	1			6				15
	ADMIN PROG DIR 3								1				1
	ADMIN PROGRAM SPEC A				1								1
	ADMIN PROGRAM SPEC C				1								1
	ADMIN SUPERVISOR 2					1							1
	CORRS ARDC COMPLIANCE SPEC						7						7
	CORRS ARDC MANAGER	2	1	2	1	2	2	1	4				15
	CORRS ARDC SPECIALIST 1	2	2		2	2	4	3	3			1	19
	CORRS ARDC SPECIALIST 2	3	2	1	4	1	8	2	3			1	25
	CORRS ARDC SPECIALIST 3	4	3	6	4	9	16	2	11			3	58
	CORRS ARDC SUPERVISOR	1	1	3	1	2	5	2	5			2	22
	CORRS TRANS SPECIALIST		2	1		2			2				7
	PROGRAM CONSULTANT - SS	1		1		1							3
	PROGRAM MANAGER 1 - SS						1						1
	PROGRAM MANAGER 2 - SS						1						1
RECORDS & CLASSIFICATION Total		17	13	14	16	23	44	10	39	0	0	8	184
RECREATION	ADMIN PROGRAM SPECIALIST A				1								1
	COACH								1				1
		SECURITY POSITIONS NOT COUNTED IN TOTAL											
	CORRS LIEUTENANT	1											1
	CORRS SERGEANT/CADET				1								1
	CORRS SERGEANT-MASTER	1		1		1			1			1	5
	SUBTOTAL	2	0	1	1	1	0	0	1	0	0	1	7
RECREATION Total		0	0	0	1	0	0	0	1	0	0	0	2
RELIGION	CLINICAL CHAPLAIN 1							1					1
	CLINICAL CHAPLAIN 2			1									1
	CLINICAL CHAPLAIN 3				1				1			1	3
	CLINICAL CHAPLAIN 4					1		1	1				4
	CORRS PROGRAM MGR 1					1			1				2
	CORRS PROGRAM MGR 3					1			1				2
		SECURITY POSITIONS NOT COUNTED IN TOTAL											
	CORRS SERGEANT/CADET	1		1		1							4
	CORRS SERGEANT-MASTER	1		1		1			1				4
	SUBTOTAL	2	0	2	1	2	0	0	1	0	0	0	8
RELIGION Total		0	0	2	1	3	0	1	4	0	0	1	12
SECRETARY'S OFFICE	ADMIN PROGRAM SPEC C						3						3
	BUSINESS ANALYTICS SPEC						2						2
	ATTORNEY 1 - 4						1						1
	EXEC COUNSEL						1						1
	DEPUTY ASST SECRETARY 2						1						1
	DEPUTY ASST SECRETARY 1- ADA						1						1

Program	Job Title	RLCC	ALC	DCI	DWCC	EHCC	HDQ	LCIW	LSP	P&P	PE	RCC	Grand Total
	EXEC MANAGEMENT ADVISOR						1						1
	EXEC MANAGEMENT OFFICER						1						1
	POLICY PLANNER 1 - 2						1						1
	STATEWIDE PROGRAM MGR 1						1						1
	PRIVATE SECRETARY-DEPARTM						1						1
	PUBLIC INFORMATION DIRECTOR 3						1						1
	SECT - HEAD OF DEPT						1						1
SECRETARY'S OFFICE Total		0	0	0	0	0	16	0	0	0	0	0	16
DEPUTY SECRETARYS OFFICE	DEPUTY SECRETARY						1						1
	ADMINISTRATIVE ASSISTANT 6						1						1
	ADMIN COORDINATOR 4						1						1
	BUSINESS ANALYTICS SPEC						1						1
	EXEC STAFF OFFICER						1						1
DEPUTY SECRETARY'S OFFICE Total		0	0	0	0	0	5	0	0	0	0	0	5
UNDERSECRETARY'S OFFICE	UNDERSECRETARY						1						1
	BUSINESS ANALYTICS SPEC						1						1
	DEPUTY UNDERSECRETARY 3						1						1
	IT DIRECTOR						1						1
	IT TECH SUPPORT SUPERVISOR						1						1
	IT TECH SUPPORT SPECIALIST						4						4
	EXEC STAFF OFFICER						1						1
UNDERSECRETARY'S OFFICE Total		0	0	0	0	0	10	0	0	0	0	0	10
SECURITY OFFICERS	CORRS CAPTAIN	18	8	22	20	15		12	50			5	150
	CORRS COLONEL	4	2	3	4	4			9			2	28
	CORRS LIEUTENANT	35	23	32	21	27		13	86			23	260
	CORRS LIEUTENANT COLONEL	5	2	3	4	4			19			3	40
	CORRS MAJOR	11	8	13	11	15		4	32			6	100
	CORRS SERGEANT/CADET	68	101	79	147	131		30	142			41	739
	CORRS SERGEANT-MASTER	100	51	190	39	233		100	434		3	133	1283
	PE FARM MANAGER				1								1
	PE FARM SUPERVISOR								2				2
SECURITY OFFICERS Total		241	195	342	247	429	0	159	774	0	3	213	2603
SECURITY OFFICERS - PROGRAM	CORRS CAPTAIN	2	2	3	0	4	0	2	18	0	0	3	34
	CORRS COLONEL	3	1	1	0	1	2	1	2	0	0	1	12
	CORRS LIEUTENANT	7	2	5	1	10	0	6	27	0	0	4	62
	CORRS LIEUTENANT COLONEL	2	0	1	2	1	1	2	3	0	0	2	14
	CORRS MAJOR	3	1	2	1	5	3	1	7	0	0	1	24
	CORRS SERGEANT/CADET	1	1	13	16	4	0		21	0	0		56
	CORRS SERGEANT-MASTER	15	2	13	8	20	0	22	144	0	0	20	244
SECURITY OFFICERS - PROGRAM Total		33	9	38	28	45	6	34	222	0	0	31	446
SECURITY OFFICERS - ALL - Grand Total		274	204	380	275	474	6	193	996	0	3	244	3049
TRAINING	ADMIN COORDINATOR 4												0
	STATEWIDE PROGRAM MGR 2						1						0
	PROB/PAR PROGRAM MGR-ADUL												0
	TRAINING/DEV PROG STF MGR 1						1						1
	TRAINING/DEV PROG STF MGR 2						1						1
	TRAINING/DEV SPECIALIST 2									1			1
	TRAINING/DEV SPECIALIST 3								2				2
	TRAINING/DEV PROG MANAGER						8						8
	SECURITY POSITIONS NOT COUNTED IN TOTAL												
	CORRS CAPTAIN					1			1			1	3
	CORRS COLONEL												0
	CORRS LIEUTENANT	1		1	1	1		1	1				6
	CORRS LIEUTENANT COLONEL			1					1			1	3
	CORRS MAJOR	1				1		1	1				4
	CORRS SERGEANT-MASTER								2				2
	SUBTOTAL	2	0	2	1	3	0	2	6	0	0	2	16
TRAINING Total		0	0	0	0	0	11	0	2	1	0	0	13
WARDENS	CORR DEPUTY WARDEN 3		1					1				1	3
	CORR DEPUTY WARDEN 4	2		2	2	3							9
	CORR DEPUTY WARDEN 5								3				3
	CORR WARDEN 3		1					1				1	3
	CORR WARDEN 4	1		1	1	1							4
	CORR WARDEN 5								1				1
	CORRS ASST WARDEN 1												0
	CORRS ASST WARDEN 2	1	2	3	4	2		4				1	17
	CORRS ASST WARDEN 3	4	2	3	1	4		2	11			3	30
	CORRS ASST WARDEN 4	1			2	1			3				7
WARDENS Total		9	6	9	10	11	0	8	18	0	0	6	77
WAREHOUSE	SECURITY POSITIONS NOT COUNTED IN TOTAL												
	CORRS CAPTAIN			1		1							2
	CORRS LIEUTENANT	1						1	2				4
	CORRS SERGEANT/CADET				1								1
	CORRS SERGEANT-MASTER	1		1		2		1	4			1	10
	SUBTOTAL	2	0	2	1	3	0	2	6	0	0	1	17
WAREHOUSE Total		0	0	0	0	0	0	0	0	0	0	0	0
Grand Total		371	268	475	361	662	267	271	1303	810	72	310	5162

**PRISON ENTERPRISES
FY 2021-2022**

SALES BY OPERATION

MANUFACTURING	SALES
Hunt Soap Plant	\$ 1,181,742
Tag Plant	\$ 2,046,752
Silk Screen Shop	\$ 145,012
SWTWP Garment Factory	\$ 618,265
RLCC Garment Factory	\$ 1,141,004
LCIW Garment Factory	\$ 720,684
Metal Fabrication	\$ 576,694
Mattress, Mop & Broom	\$ 875,446
Print Shop	\$ 206,942
Allen Furniture	\$ 672,013
DCI Chair Plant	\$ 299,171
DCI Embroidery	\$ 281,810
TOTAL INDUSTRIES	\$ 8,765,535

SERVICE	SALES
Baton Rouge Janitorial	\$ 2,231,374
TOTAL INDUSTRIES	\$ 2,231,374

RETAIL	SALES
Canteen Distribution Center	\$ 10,522,432
Canteen Package Program	\$ 455,182
Wakefield Meat Plant	\$ 5,564,753
TOTAL RETAIL	\$ 16,542,367

AGRICULTURE	SALES
DCI Replacement Heifers	\$ 343,224
LSP Rangeherd	\$ 439,170
Hunt Rangeherd	\$ 82,904
RLCC Rangeherd	\$ -
Wade Rangeherd	\$ 378,835
LSP Corn	\$ 526,290
Cotton	\$ -
Soybeans	\$ 1,154,876
Milo	\$ 109,590
Land & Agriculture Management	\$ 7,560
DCI Orchard	\$ -
TOTAL AGRICULTURE	\$ 3,042,449

TOTAL SALES	\$ 30,581,725
--------------------	----------------------

PRISON ENTERPRISES PURCHASES OF LOUISIANA PRODUCTS

PARISH	PURCHASES
East Baton Rouge Parish	2,918,877.41
Caddo Parish	2,071,175.48
East Feliciana Parish	1,587,572.35
Tangipahoa Parish	896,072.46
Jefferson Parish	868,163.62
Orleans Parish	323,935.44
West Baton Rouge Parish	282,281.78
Ouachita Parish	238,466.28
West Feliciana Parish	203,885.02

PARISH	PURCHASES
St Martin Parish	155,443.66
Lafayette Parish	128,887.59
St Landry Parish	102,472.14

Other <\$100,000(see below)

LOUISIANA PURCHASES	
TOTAL	\$ 9,777,233

Other < \$100,000

Avoyelles Parish	87,039.82
Rapides Parish	70,863.72
Washington Parish	68,913.68
Acadia Parish	63,214.87
Ascension Parish	60,281.38
Natchitoches Parish	55,277.51
Desoto Parish	45,200.00
Claiborne Parish	45,109.39
Bossier Parish	32,259.67
Terrebonne Parish	28,741.63
Calcasieu Parish	28,210.78
St John the Baptist Parish	25,492.14
Iberia Parish	17,283.68
Pointe Coupee Parish	11,002.87
Evangeline Parish	10,827.00
Concordia Parish	9,590.50
Livingston Parish	9,384.09
Iberville Parish	8,711.52
LaSalle Parish	6,499.05
St Tammany Parish	5,569.85
Lincoln Parish	5,040.88
St Charles Parish	2,972.50
Webster Parish	2,157.30
Plaquemine Parish	1,275.00
Allen Parish	1,217.59
Jefferson Davis Parish	288.13
Winn Parish	151.64
	<hr/>
	702,576

DEPARTMENT OF PUBLIC SAFETY AND CORRECTIONS

RECIDIVISM IN ADULT CORRECTIONS (PRISON ENTERPRISE)

August 14, 2024

RECIDIVISM: RETURN TO CUSTODY FOLLOWING CONVICTION FOR A NEW FELONY OR TECHNICAL REVOCATION OF SUPERVISION AFTER HAVING BEEN RELEASED FROM INCARCERATION THROUGH COMPLETED SENTENCE, RELEASED ON PAROLE, CONDITIONAL RELEASE, OR SPLIT PROBATION SENTENCE. OFFENDERS RELEASED TO A DETAINER, RELEASED IN ERROR, DECEASED, OR TRANSFERRED TO ANOTHER JURISDICTION ARE NOT INCLUDED. AN OFFENDER MAY BE RELEASED MULTIPLE TIMES BUT IS ONLY COUNTED ONCE PER RELEASE YEAR.

OFFENDERS ARE TRACKED FOR A PERIOD OF TIME FROM DATE OF RELEASE BASED ON THE YEAR OF RETURN :

1st Year Returns: 12 months
 2nd Year Returns: 24 months
 3rd Year Returns: 36 months
 4th Year Returns: 48 months
 5th Year Returns: 60 months

	Total Releases	1st Year Returns	%	2nd Year Returns	%	3rd Year Returns	%	4th Year Returns	%	5th Year Returns	%
2009	140	12	8.6%	20	14.3%	34	24.3%	40	28.6%	43	30.7%
2010	109	12	11.0%	20	18.3%	29	26.6%	31	28.4%	35	32.1%
2011	152	7	4.6%	22	14.5%	34	22.4%	41	27.0%	44	28.9%
2012	144	11	7.6%	28	19.4%	44	30.6%	48	33.3%	48	33.3%
2013	156	10	6.4%	23	14.7%	29	18.6%	34	21.8%	37	23.7%
2014	87	5	5.7%	10	11.5%	13	14.9%	17	19.5%	21	24.1%
2015	91	6	6.6%	14	15.4%	23	25.3%	26	28.6%	28	30.8%
2016	78	3	3.8%	11	14.1%	15	19.2%	17	21.8%	17	21.8%
2017	85	6	7.1%	13	15.3%	17	20.0%	24	28.2%	24	28.2%
2018	80	1	1.3%	6	7.5%	8	10.0%	11	13.8%	12	15.0%
2019	65	3	4.6%	6	9.2%	10	15.4%	13	20.0%		
2020	73	0	0.0%	4	5.5%	9	12.3%				
2021	41	0	0.0%	4	9.8%						
2022	2	0	0.0%								

OFFENDERS RELEASED WHO WORKED IN A PE JOB FOR AT LEAST 6 MONTHS OR MORE WITH IN A YEAR OF RELEASE .